

Student Choice and Access

A Report by the Florida Department of Education

April 10, 2014

Introduction

This report is submitted in accordance with the provisions contained in Chapter 2013-40, Laws of Florida, which require the Commissioner of Education to monitor school district compliance with the student choice and access provisions prescribed in sections 1002.20(6), 1001.42(23), and 1003.02(1)(i), Florida Statutes (F.S.) The law requires the commissioner to provide a report of violations and efforts on the part of school districts to restrict student choice. The report is to be submitted to the State Board of Education and the Florida Legislature no later than April 10, 2014.

Part I of this report provides student enrollment data in choice-related programs as reported by districts via survey 5 for the 2012-13 school year. The data was retrieved by the Office of Education Information and Accountability Services within the Division of Accountability, Research and Measurement.

Part II of this report provides an overview of the choice programs offered in districts during the 2013-14 school year. This data was reported by districts via an online survey that was developed by the department and distributed to superintendents in January 2014.

Part III of this report includes a summary of additional strategies employed by the department to review district compliance with choice and access requirements and the findings associated with the review.

Part IV of this report includes a summary of actions the department will take as a result of the findings.

Part V of this report includes all referenced appendices.

For questions related to the information contained in this report, please contact:

Adam Miller
Executive Director
Office of Independent Education and Parental Choice

Florida Department of Education
325 W. Gaines Street, Suite 1044
Tallahassee, FL 32399-0400

Phone: 850-245-0502
Fax: 850-245-0875
Email: adam.miller@fldoe.org

Website: www.floridaschoolchoice.org

Part I

The data in the tables below was retrieved by the Office of Education Information and Accountability Services within the Division of Accountability, Research and Measurement. The data represents student enrollments in identified choice programs as reported via survey 5 for the 2012-13 school year.¹

Section 1008.385(2), F.S., mandates that each school district and the Florida Department of Education develop and implement a comprehensive management information system, which is made up of compatible components. In order to support the statewide process of implementing compatible local and state level automated information systems, the department developed the *Information Data Base Requirements Volumes I & II*. These documents contain the required data elements to be used by each district when reporting student enrollment information.

The data elements below describe the fields included in the following tables.²

Code A- Controlled Open Enrollment: A public education delivery system that allows school districts to make student school assignments using parents' indicated preferential school choice as a significant factor. This option does not require the district to provide transportation. A lottery procedure may be used by the school district to determine student assignment.

Code B- Special Programs: Programs such as magnet, alternative school, special program, Advanced Placement, Advanced International Certificate, International Baccalaureate, and others including the New World School of the Arts.

Code C- Choice with Transportation: Continuing participation of students who previously (prior to 2012-13) transferred from a Title I school that failed to make Adequately Yearly Progress for three or more consecutive years. Beginning in the 2012-13 school year, this option no longer includes transportation for eligible students.

Code F- Transfer D-F: Transfer to another public school from a school that received a school grade of F or three consecutive grades of D.

Code M- McKay Scholarship: Transfer of a student to another public school other than the one to which the student is assigned in accordance with the John M. McKay Scholarship for Students with disabilities program.

¹ Totals include enrollment Florida School for the Deaf and the Blind or Laboratory Schools operated by FAU, FSU, UF, and FAMU. Figures for virtual enrollment reflect full-time enrollment only and do not include approximately 224,000 part-time students.

² http://www.fldoe.org/eias/dataweb/database_1314/116207.pdf

FDOE
2012-13 Survey 5 Final Data as of 10/13/13

District	Total Members	Open Enrollment (Code A)	% Open Enrollment	Special Programs (Code B)	% Special Programs	Choice with Transportation (Code C)	% Choice with Transportation
ALACHUA	30,590	2,399	7.8%	3,105	10.2%	44	0.1%
BAKER	5,295	8	0.2%	0	0.0%	0	0.0%
BAY	28,498	1,589	5.6%	427	1.5%	19	0.1%
BRADFORD	3,650	6	0.2%	0	0.0%	0	0.0%
BREVARD	76,999	2,823	3.7%	14,987	19.5%	94	0.1%
BROWARD	284,745	13,184	4.6%	15,661	5.5%	2,361	0.8%
CALHOUN	2,553	0	0.0%	0	0.0%	0	0.0%
CHARLOTTE	17,876	16,507	92.3%	735	4.1%	7	0.0%
CITRUS	17,227	1,192	6.9%	226	1.3%	49	0.3%
CLAY	38,019	2,817	7.4%	547	1.4%	48	0.1%
COLLIER	46,791	3,312	7.1%	2,057	4.4%	162	0.3%
COLUMBIA	10,805	0	0.0%	0	0.0%	26	0.2%
DADE	376,576	18,749	5.0%	37,147	9.9%	1,731	0.5%
DESOTO	5,424	270	5.0%	0	0.0%	13	0.2%
DIXIE	2,306	0	0.0%	0	0.0%	0	0.0%
DUVAL	143,135	1	0.0%	30,502	21.3%	453	0.3%
ESCAMBIA	45,336	1,884	4.2%	5,249	11.6%	1,002	2.2%
FLAGLER	13,895	746	5.4%	134	1.0%	63	0.5%
FRANKLIN	1,273	94	7.4%	58	4.6%	0	0.0%
GADSDEN	6,847	0	0.0%	0	0.0%	0	0.0%
GILCHRIST	2,973	0	0.0%	1	0.0%	0	0.0%
GLADES	1,741	0	0.0%	0	0.0%	0	0.0%
GULF	2,126	0	0.0%	0	0.0%	0	0.0%
HAMILTON	1,794	0	0.0%	0	0.0%	0	0.0%
HARDEE	5,834	319	5.5%	0	0.0%	0	0.0%
HENDRY	7,967	40	0.5%	0	0.0%	0	0.0%
HERNANDO	24,200	894	3.7%	4,228	17.5%	229	0.9%
HIGHLANDS	13,412	474	3.5%	32	0.2%	84	0.6%
HILLSBOROUGH	215,270	14,185	6.6%	20,085	9.3%	0	0.0%
HOLMES	3,776	3,455	91.5%	0	0.0%	1	0.0%
INDIAN RIVER	19,702	834	4.2%	1,751	8.9%	0	0.0%
JACKSON	7,625	477	6.3%	0	0.0%	0	0.0%
JEFFERSON	1,129	12	1.1%	0	0.0%	0	0.0%
LAFAYETTE	1,325	0	0.0%	0	0.0%	0	0.0%

FDOE
2012-13 Survey 5 Final Data as of 10/13/13

District	Total Members	Open Enrollment (Code A)	% Open Enrollment	Special Programs (Code B)	% Special Programs	Choice with Transportation (Code C)	% Choice with Transportation
LAKE	45,165	293	0.6%	564	1.2%	165	0.4%
LEE	92,053	72,417	78.7%	5,394	5.9%	251	0.3%
LEON	36,993	3,741	10.1%	1,227	3.3%	132	0.4%
LEVY	6,200	0	0.0%	0	0.0%	0	0.0%
LIBERTY	1,690	0	0.0%	0	0.0%	0	0.0%
MADISON	3,106	2,651	85.4%	0	0.0%	40	1.3%
MANATEE	49,580	7,046	14.2%	3,878	7.8%	248	0.5%
MARION	47,770	1,440	3.0%	6,790	14.2%	69	0.1%
MARTIN	20,197	935	4.6%	319	1.6%	20	0.1%
MONROE	9,439	151	1.6%	0	0.0%	0	0.0%
NASSAU	11,945	198	1.7%	1	0.0%	12	0.1%
OKALOOSA	33,055	0	0.0%	0	0.0%	0	0.0%
OKEECHOBEE	7,455	703	9.4%	61	0.8%	0	0.0%
ORANGE	197,449	8,931	4.5%	6,326	3.2%	379	0.2%
OSCEOLA	62,708	0	0.0%	286	0.5%	145	0.2%
PALM BEACH	189,909	0	0.0%	29,869	15.7%	1,542	0.8%
PASCO	74,933	4,511	6.0%	2,956	3.9%	164	0.2%
PINELLAS	114,306	6,270	5.5%	17,305	15.1%	78	0.1%
POLK	105,661	2,769	2.6%	11,091	10.5%	389	0.4%
PUTNAM	12,055	551	4.6%	0	0.0%	77	0.6%
ST. JOHNS	34,268	216	0.6%	257	0.7%	19	0.1%
ST. LUCIE	44,023	28,116	63.9%	5,283	12.0%	262	0.6%
SANTA ROSA	28,462	2	0.0%	0	0.0%	0	0.0%
SARASOTA	44,791	3,453	7.7%	9,032	20.2%	111	0.2%
SEMINOLE	70,053	10,373	14.8%	9,632	13.7%	99	0.1%
SUMTER	9,094	340	3.7%	95	1.0%	11	0.1%
SUWANNEE	6,680	6,656	99.6%	0	0.0%	0	0.0%
TAYLOR	3,268	1,174	35.9%	5	0.2%	1	0.0%
UNION	2,585	0	0.0%	0	0.0%	0	0.0%
VOLUSIA	68,195	3,537	5.2%	1,396	2.0%	330	0.5%
WAKULLA	5,138	130	2.5%	0	0.0%	0	0.0%
WALTON	8,972	7,110	79.2%	0	0.0%	3	0.0%
WASHINGTON	3,696	3,634	98.3%	0	0.0%	0	0.0%
FL VIRTUAL	7,256	0	0.0%	0	0.0%	0	0.0%
STATE TOTAL	2,932,176	263,619	9.0%	248,699	8.5%	10,933	0.4%

FDOE
2012-13 Survey 5 Final Data as of 10/13/13

District	Total Members	Transfer D-F (Code F)	% Transfer D-F (Code F)	Public McKay Scholar (Code M)	% Public McKay Scholar	CHARTER School	% CHARTER School
ALACHUA	30,590	31	0.1%	19	0.1%	2,153	7.0%
BAKER	5,295	1	0.0%	0	0.0%	0	0.0%
BAY	28,498	0	0.0%	0	0.0%	2,971	10.4%
BRADFORD	3,650	0	0.0%	0	0.0%	0	0.0%
BREVARD	76,999	0	0.0%	188	0.2%	2,589	3.4%
BROWARD	284,745	1,094	0.4%	881	0.3%	36,495	12.8%
CALHOUN	2,553	0	0.0%	0	0.0%	0	0.0%
CHARLOTTE	17,876	0	0.0%	0	0.0%	364	2.0%
CITRUS	17,227	0	0.0%	36	0.2%	83	0.5%
CLAY	38,019	0	0.0%	8	0.0%	0	0.0%
COLLIER	46,791	28	0.1%	89	0.2%	805	1.7%
COLUMBIA	10,805	1	0.0%	0	0.0%	264	2.4%
DADE	376,576	269	0.1%	983	0.3%	49,873	13.2%
DESOTO	5,424	0	0.0%	0	0.0%	0	0.0%
DIXIE	2,306	0	0.0%	0	0.0%	45	2.0%
DUVAL	143,135	1,062	0.7%	109	0.1%	7,851	5.5%
ESCAMBIA	45,336	56	0.1%	61	0.1%	1,460	3.2%
FLAGLER	13,895	24	0.2%	0	0.0%	971	7.0%
FRANKLIN	1,273	0	0.0%	0	0.0%	614	48.2%
GADSDEN	6,847	0	0.0%	0	0.0%	379	5.5%
GILCHRIST	2,973	0	0.0%	0	0.0%	0	0.0%
GLADES	1,741	0	0.0%	0	0.0%	260	14.9%
GULF	2,126	0	0.0%	0	0.0%	0	0.0%
HAMILTON	1,794	0	0.0%	0	0.0%	0	0.0%
HARDEE	5,834	0	0.0%	0	0.0%	0	0.0%
HENDRY	7,967	0	0.0%	0	0.0%	0	0.0%
HERNANDO	24,200	0	0.0%	5	0.0%	119	0.5%
HIGHLANDS	13,412	9	0.1%	35	0.3%	0	0.0%
HILLSBOROUGH	215,270	0	0.0%	2	0.0%	12,531	5.8%
HOLMES	3,776	0	0.0%	0	0.0%	0	0.0%
INDIAN RIVER	19,702	0	0.0%	0	0.0%	2,125	10.8%
JACKSON	7,625	0	0.0%	0	0.0%	0	0.0%
JEFFERSON	1,129	0	0.0%	0	0.0%	0	0.0%
LAFAYETTE	1,325	0	0.0%	0	0.0%	0	0.0%

FDOE
2012-13 Survey 5 Final Data as of 10/13/13

District	Total Members	Transfer D-F (Code F)	% Transfer D-F (Code F)	Public McKay Scholar (Code M)	% Public McKay Scholar	CHARTER School	% CHARTER School
LAKE	45,165	2	0.0%	8	0.0%	6,566	14.5%
LEE	92,053	0	0.0%	0	0.0%	12,988	14.1%
LEON	36,993	0	0.0%	0	0.0%	1,827	4.9%
LEVY	6,200	0	0.0%	0	0.0%	203	3.3%
LIBERTY	1,690	0	0.0%	0	0.0%	0	0.0%
MADISON	3,106	0	0.0%	0	0.0%	0	0.0%
MANATEE	49,580	14	0.0%	40	0.1%	4,625	9.3%
MARION	47,770	0	0.0%	158	0.3%	441	0.9%
MARTIN	20,197	0	0.0%	0	0.0%	274	1.4%
MONROE	9,439	0	0.0%	0	0.0%	1,260	13.3%
NASSAU	11,945	0	0.0%	0	0.0%	0	0.0%
OKALOOSA	33,055	0	0.0%	20	0.1%	1,580	4.8%
OKEECHOBEE	7,455	0	0.0%	0	0.0%	0	0.0%
ORANGE	197,449	471	0.2%	142	0.1%	9,005	4.6%
OSCEOLA	62,708	0	0.0%	79	0.1%	7,380	11.8%
PALM BEACH	189,909	107	0.1%	141	0.1%	13,173	6.9%
PASCO	74,933	9	0.0%	141	0.2%	2,363	3.2%
PINELLAS	114,306	219	0.2%	54	0.0%	5,995	5.2%
POLK	105,661	0	0.0%	0	0.0%	12,639	12.0%
PUTNAM	12,055	68	0.6%	0	0.0%	310	2.6%
ST. JOHNS	34,268	0	0.0%	45	0.1%	228	0.7%
ST. LUCIE	44,023	0	0.0%	8	0.0%	2,103	4.8%
SANTA ROSA	28,462	0	0.0%	0	0.0%	241	0.8%
SARASOTA	44,791	0	0.0%	0	0.0%	5,819	13.0%
SEMINOLE	70,053	0	0.0%	0	0.0%	937	1.3%
SUMTER	9,094	0	0.0%	0	0.0%	2,645	29.1%
SUWANNEE	6,680	0	0.0%	1	0.0%	0	0.0%
TAYLOR	3,268	0	0.0%	0	0.0%	0	0.0%
UNION	2,585	0	0.0%	0	0.0%	0	0.0%
VOLUSIA	68,195	0	0.0%	8	0.0%	2,534	3.7%
WAKULLA	5,138	0	0.0%	1	0.0%	182	3.5%
WALTON	8,972	0	0.0%	0	0.0%	472	5.3%
WASHINGTON	3,696	0	0.0%	0	0.0%	0	0.0%
FL VIRTUAL	7,256	0	0.0%	0	0.0%	0	0.0%
STATE TOTAL	2,932,176	3,465	0.1%	3,262	0.1%	221,628	7.6%

FDOE
2012-13 Survey 5 Final Data as of 10/13/13

District	Total Members	MCKAY-Private	% MCKAY-Private	FT VIRTUAL	% FT VIRTUAL	TOTAL CHOICE	% Total CHOICE
ALACHUA	30,590	224	0.7%	42	0.1%	8,016	26.2%
BAKER	5,295	29	0.5%	0	0.0%	38	0.7%
BAY	28,498	165	0.6%	122	0.4%	5,293	18.6%
BRADFORD	3,650	61	1.7%	2	0.1%	69	1.9%
BREVARD	76,999	1,247	1.6%	162	0.2%	22,091	28.7%
BROWARD	284,745	2,576	0.9%	429	0.2%	72,681	25.5%
CALHOUN	2,553	0	0.0%	31	1.2%	31	1.2%
CHARLOTTE	17,876	110	0.6%	45	0.3%	17,768	99.4%
CITRUS	17,227	50	0.3%	0	0.0%	1,636	9.5%
CLAY	38,019	382	1.0%	284	0.7%	4,086	10.7%
COLLIER	46,791	162	0.3%	53	0.1%	6,668	14.3%
COLUMBIA	10,805	170	1.6%	5	0.0%	466	4.3%
DADE	376,576	4,544	1.2%	334	0.1%	113,630	30.2%
DESOTO	5,424	38	0.7%	0	0.0%	321	5.9%
DIXIE	2,306	68	2.9%	8	0.3%	121	5.2%
DUVAL	143,135	3,126	2.2%	580	0.4%	43,684	30.5%
ESCAMBIA	45,336	277	0.6%	186	0.4%	10,175	22.4%
FLAGLER	13,895	32	0.2%	22	0.2%	1,992	14.3%
FRANKLIN	1,273	1	0.1%	0	0.0%	460	36.1%
GADSDEN	6,847	65	0.9%	14	0.2%	458	6.7%
GILCHRIST	2,973	43	1.4%	2	0.1%	46	1.5%
GLADES	1,741	0	0.0%	0	0.0%	260	14.9%
GULF	2,126	13	0.6%	0	0.0%	13	0.6%
HAMILTON	1,794	13	0.7%	19	1.1%	32	1.8%
HARDEE	5,834	22	0.4%	2	0.0%	343	5.9%
HENDRY	7,967	27	0.3%	1	0.0%	68	0.9%
HERNANDO	24,200	168	0.7%	67	0.3%	5,710	23.6%
HIGHLANDS	13,412	31	0.2%	30	0.2%	695	5.2%
HILLSBOROUGH	215,270	1,288	0.6%	555	0.3%	48,646	22.6%
HOLMES	3,776	0	0.0%	1	0.0%	3,457	91.6%
INDIAN RIVER	19,702	59	0.3%	7	0.0%	4,776	24.2%
JACKSON	7,625	15	0.2%	16	0.2%	508	6.7%
JEFFERSON	1,129	10	0.9%	2	0.2%	24	2.1%
LAFAYETTE	1,325	2	0.2%	3	0.2%	5	0.4%

FDOE
2012-13 Survey 5 Final Data as of 10/13/13

District	Total Members	MCKAY-Private	% MCKAY-Private	FT VIRTUAL	% FT VIRTUAL	TOTAL CHOICE	% Total CHOICE
LAKE	45,165	299	0.7%	262	0.6%	7,134	15.8%
LEE	92,053	353	0.4%	279	0.3%	91,502	99.4%
LEON	36,993	312	0.8%	59	0.2%	7,298	19.7%
LEVY	6,200	102	1.6%	6	0.1%	311	5.0%
LIBERTY	1,690	3	0.2%	1	0.1%	4	0.2%
MADISON	3,106	10	0.3%	3	0.1%	2,704	87.1%
MANATEE	49,580	399	0.8%	113	0.2%	16,363	33.0%
MARION	47,770	300	0.6%	104	0.2%	9,302	19.5%
MARTIN	20,197	89	0.4%	0	0.0%	1,637	8.1%
MONROE	9,439	5	0.1%	5	0.1%	1,421	15.1%
NASSAU	11,945	95	0.8%	8	0.1%	314	2.6%
OKALOOSA	33,055	261	0.8%	108	0.3%	1,969	6.0%
OKEECHOBEE	7,455	35	0.5%	0	0.0%	799	10.7%
ORANGE	197,449	2,014	1.0%	239	0.1%	27,512	13.9%
OSCEOLA	62,708	530	0.8%	171	0.3%	8,591	13.7%
PALM BEACH	189,909	1,356	0.7%	267	0.1%	46,475	24.5%
PASCO	74,933	569	0.8%	355	0.5%	11,068	14.8%
PINELLAS	114,306	1,021	0.9%	255	0.2%	31,197	27.3%
POLK	105,661	675	0.6%	121	0.1%	27,684	26.2%
PUTNAM	12,055	39	0.3%	34	0.3%	1,079	9.0%
ST. JOHNS	34,268	173	0.5%	198	0.6%	1,136	3.3%
ST. LUCIE	44,023	194	0.4%	208	0.5%	36,174	82.2%
SANTA ROSA	28,462	53	0.2%	162	0.6%	458	1.6%
SARASOTA	44,791	372	0.8%	130	0.3%	18,917	42.2%
SEMINOLE	70,053	549	0.8%	436	0.6%	22,026	31.4%
SUMTER	9,094	22	0.2%	0	0.0%	3,112	34.2%
SUWANNEE	6,680	72	1.1%	23	0.3%	6,659	99.7%
TAYLOR	3,268	10	0.3%	0	0.0%	1,190	36.4%
UNION	2,585	14	0.5%	3	0.1%	17	0.7%
VOLUSIA	68,195	492	0.7%	140	0.2%	8,362	12.3%
WAKULLA	5,138	21	0.4%	3	0.1%	337	6.6%
WALTON	8,972	14	0.2%	13	0.1%	7,611	84.8%
WASHINGTON	3,696	16	0.4%	6	0.2%	3,656	98.9%
FL VIRTUAL	7,256	0	0.0%	7,256	100.0%	7,256	100.0%
STATE TOTAL	2,932,176	25,507	0.9%	13,992	0.5%	792,686	27.0%

Part II

During a conference call with superintendents on January 8, 2014, the commissioner indicated that a memorandum would be released that would address and explain the department's responsibilities related to monitoring district compliance with the choice and access provisions in law.

On January 10, 2014, the commissioner issued a memorandum (Appendix I) to all 67 school district superintendents. The memorandum included an overview and explanation of the department's requirement to monitor district compliance with choice and access provisions in sections 1002.20(6), 1001.42(23), and 1003.02(1)(i), F.S.³ The memorandum also requested that each district report to the department, through an online survey, the educational choice options offered to students within their respective districts, as well as their efforts to provide notification to parents about those options. The memorandum requested survey completion by January 24, 2014.

On January 13, 2014, the executive director of the Office of Independent Education and Parental Choice (IEPC) sent a memorandum (Appendix II) to superintendents with additional information related to the student choice and access provisions included in the statutes identified above. The memorandum included the statutory citations for the regulations governing each choice program, as well as the specific statutory citation of any applicable notification requirements.

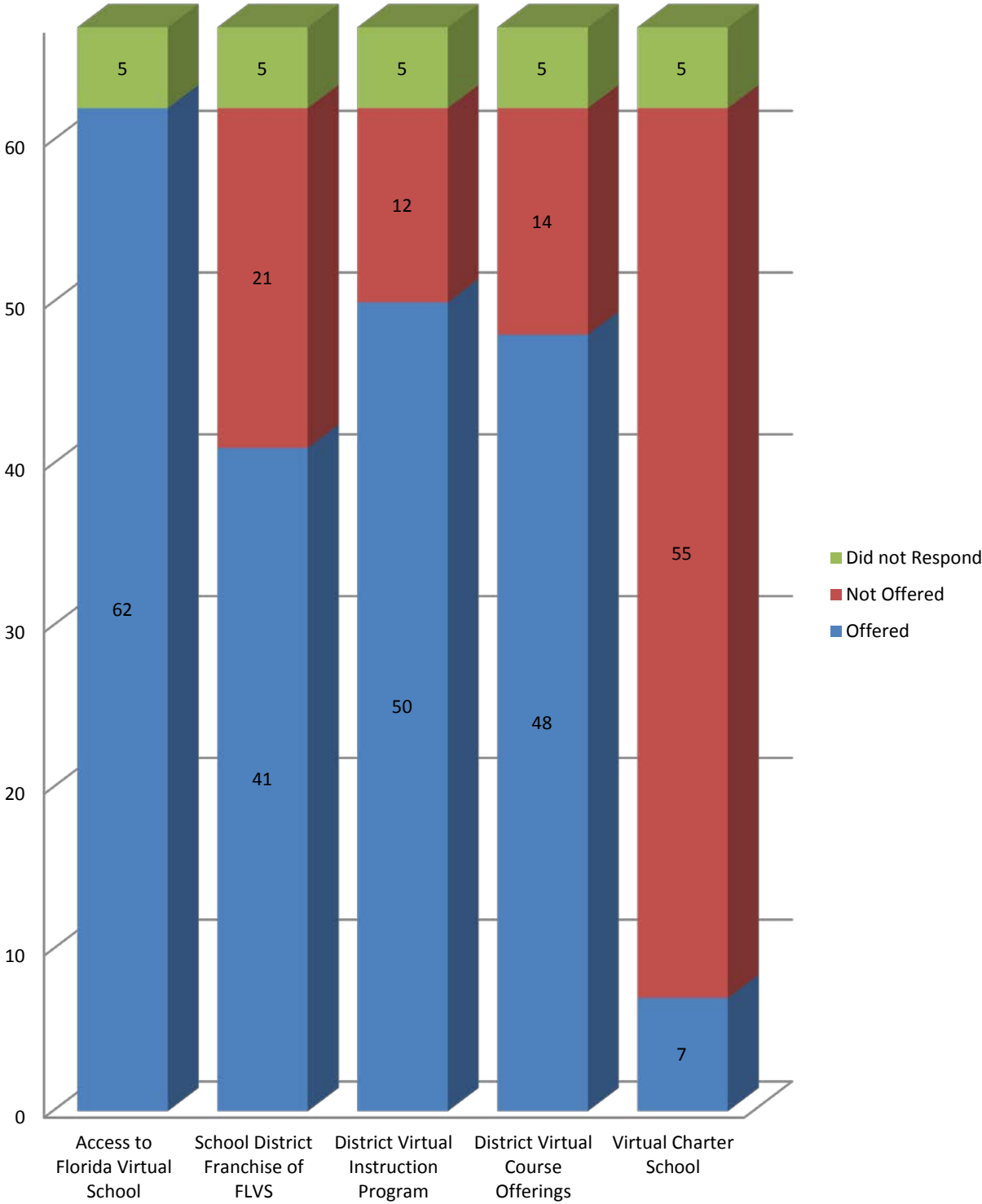
The department made numerous attempts to contact staff from the districts that did not complete the survey. As of the writing of this report, 62 of the 67 districts completed the online survey. A full listing of the district responses can be found in Appendix III.

The data below represents the responses of the 62 districts that fully completed and submitted the survey. It is important to note that not all of the choice programs addressed in the survey are required offerings.

³ The General Appropriations Act mistakenly referenced Section 1001.43(23), F.S. The department believes the intended reference was Section 1001.42(23), F.S.

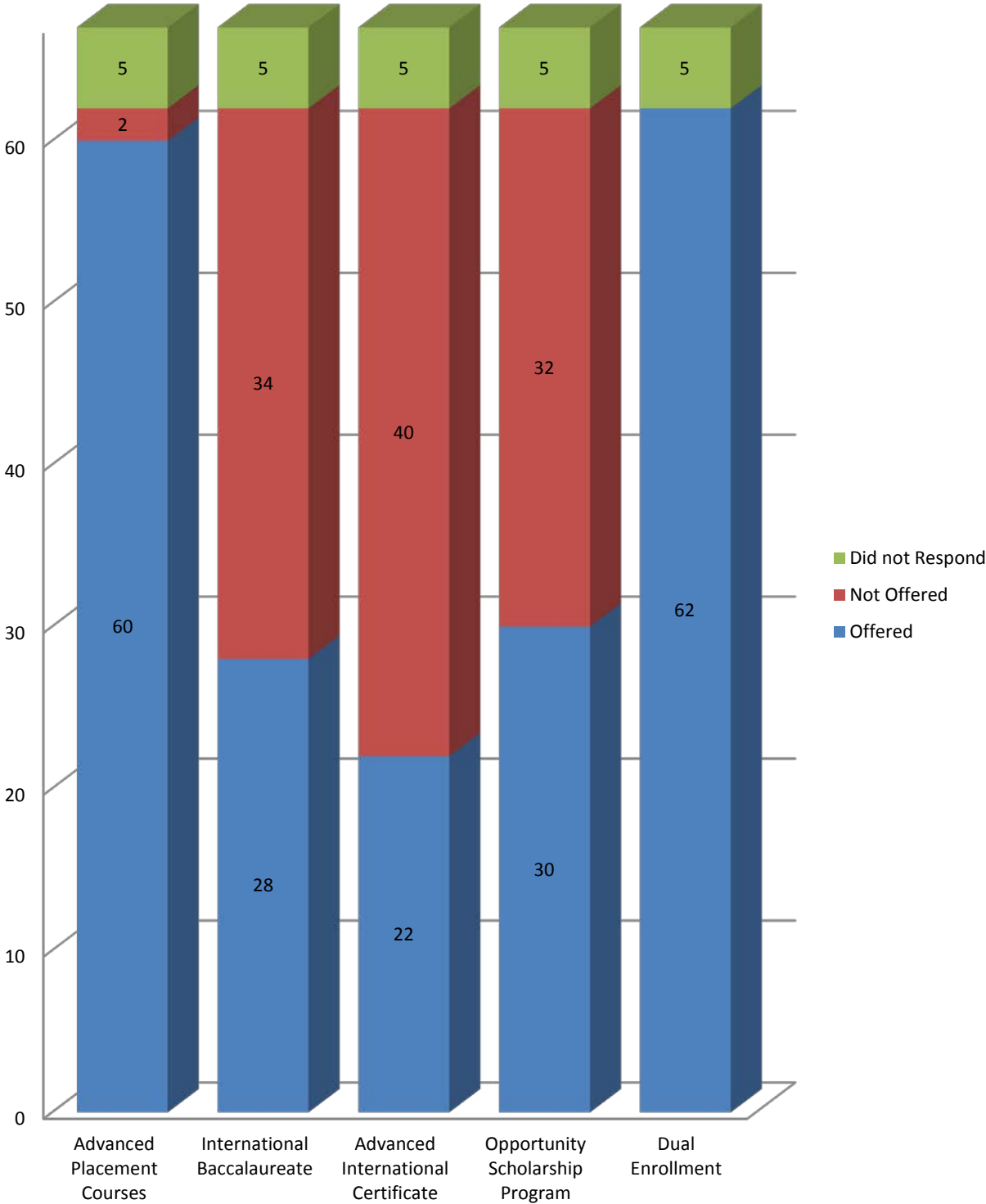
Number of Districts that Offer Specified Choice Programs

Chart 1



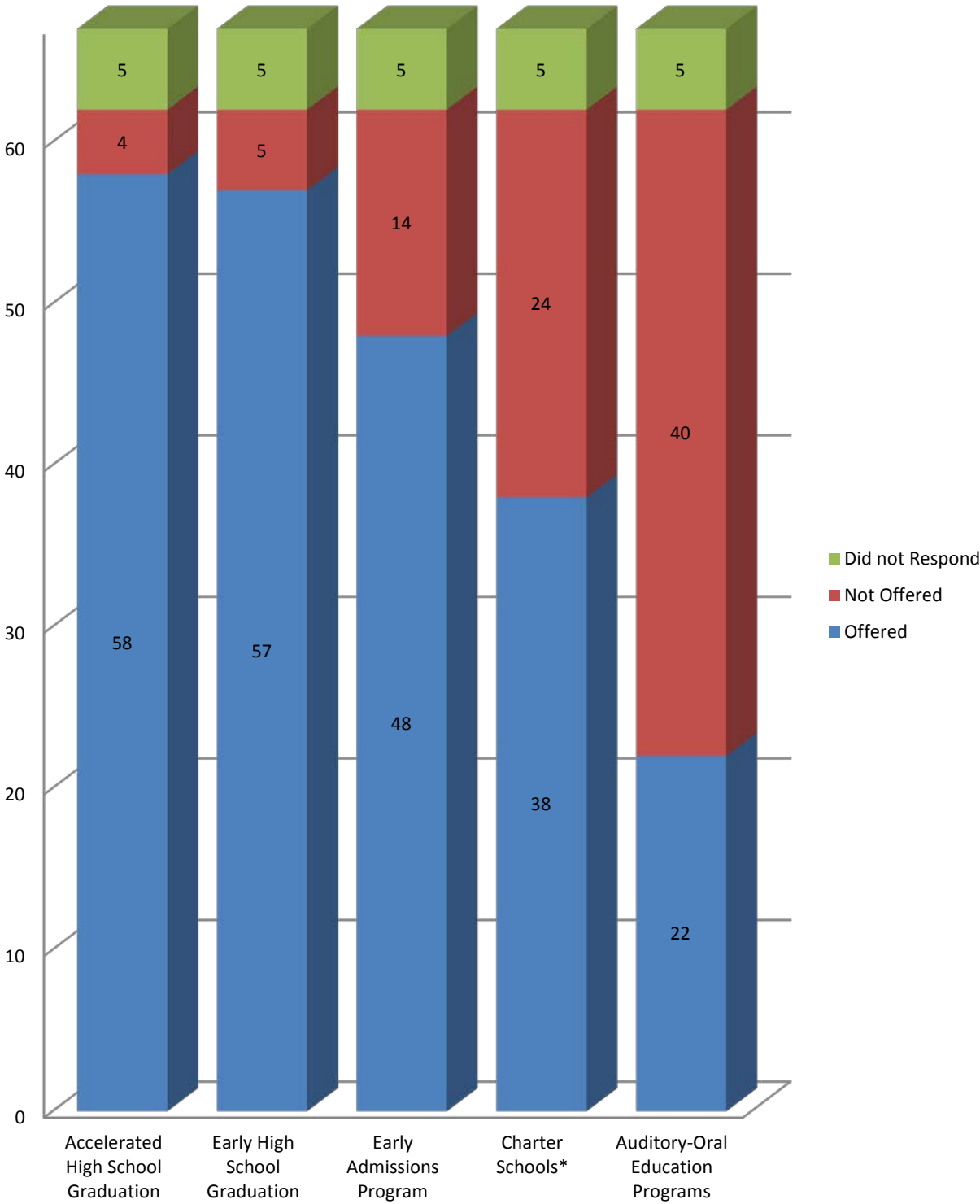
Number of Districts that Offer Specified Choice Programs

Chart 2



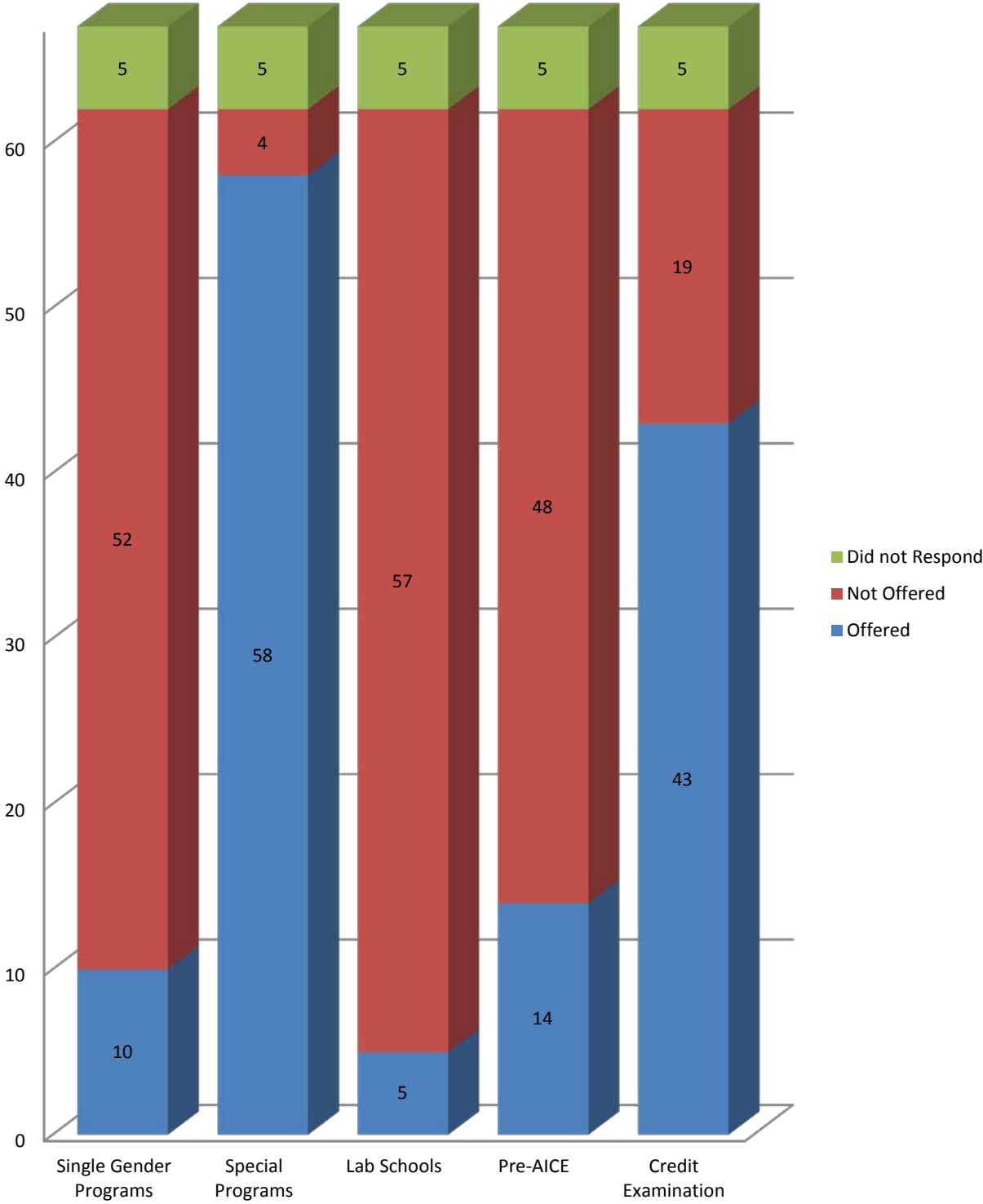
Number of Districts that Offer Specified Choice Programs

Chart 3

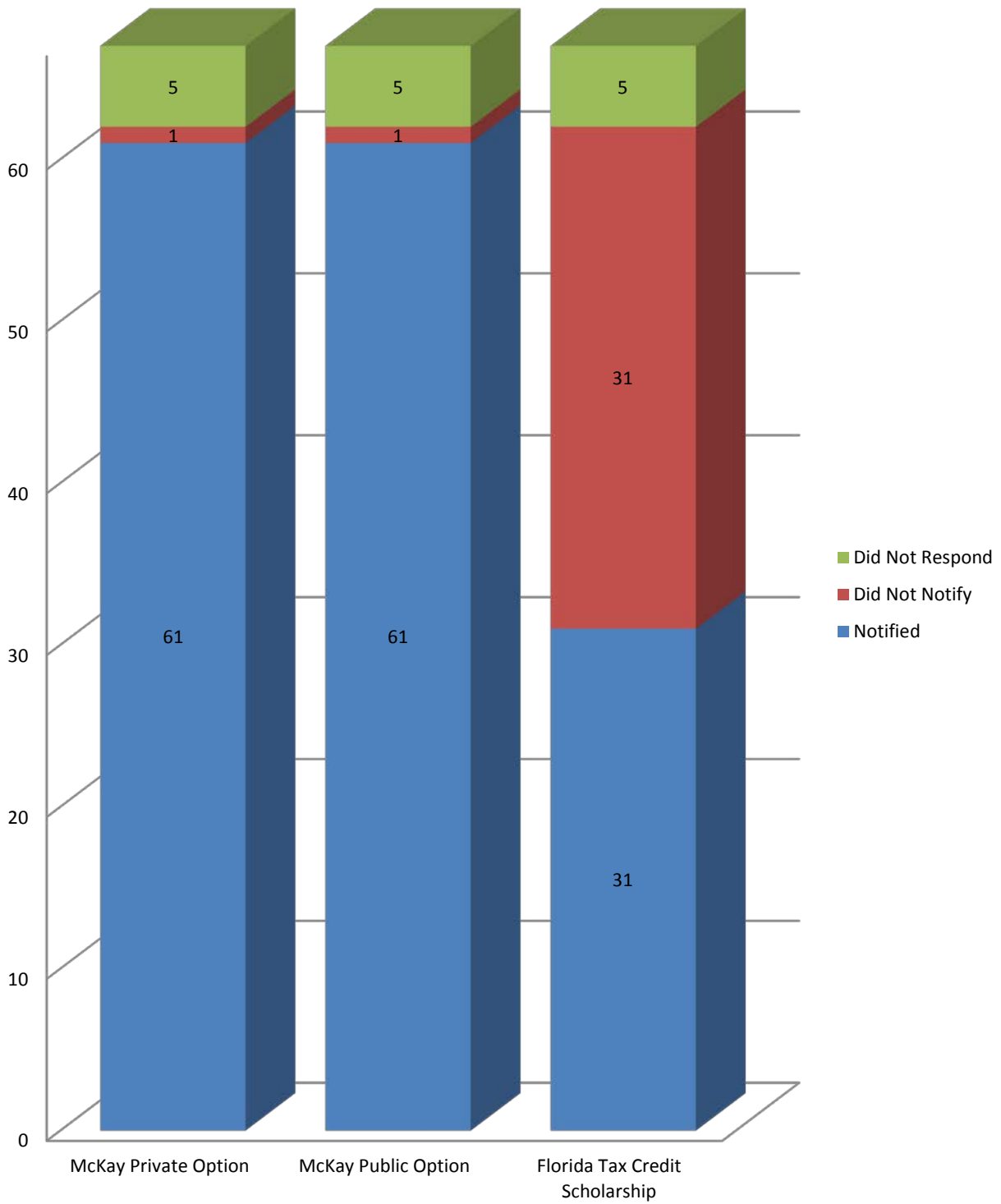


Number of Districts that Offer Specified Choice Programs

Chart 4



Number of Districts that Notified Families of Specific Choice Programs



Part III

The department developed a coordinated review process through an intra-departmental workgroup consisting of staff from the offices that oversees or manages the programs identified in Chapter 2013-40, Laws of Florida. The workgroup met several times to discuss strategies to effectively and accurately identify potential barriers to student choice and access.

Each office represented in the workgroup reviewed internal files for unresolved allegations of efforts to restrict student choice and access. Additionally, staff reviewed student progression plans from 48 districts. Finally, external data from Florida Virtual School (FLVS) was requested and reviewed. A summary of the findings is presented below.

Florida Virtual School Data

Counselors from FLVS reported receiving and responding to 310 contacts through their call center between August 10, 2013, and January 24, 2014. Of those 310 calls, 64 were identified as complaints or queries related to denied choice or access to FLVS. An additional 62 calls were identified as questions or queries related to concurrent enrollment. The remaining 184 calls were unrelated to choice and access. As of January 24, 2014, FLVS reported that all issues had been addressed and resolved. Additionally, the Virtual School Office within the department received and responded to numerous calls and emails concerning choice and access issues during the same period. Most of these were also resolved. The department typically receives calls only after a parent or family member has attempted to address the issue through the district or FLVS.

Department staff requested and received historical enrollment and completion data from FLVS. FLVS provided data related to Course Request Completes (CRC) and Completions (C) for the three most recent summer enrollment periods (Appendix IV). Course Request Complete refers to the final stage in the enrollment process prior to a student being assigned to a classroom. Complete status indicates that a student has successfully completed the virtual course. The following is a summary of the data provided by FLVS.

	Course Request Complete May-June	Complete July-September
2011	209,461	23,977
2012	261,085	40,717
2013	243,004	41,875

Student Progression Plan

The department requested from each district a copy of their current student progression plan. As of March 25, 2014, 28 districts responded to the request and provided their most recent plan. The department located an additional 20 student progression plans online.

Student progression plans help to ensure that the required program of study, placement, promotion, reporting, retention and assessment procedures are equitable and comprehensive. The department's review of the plans focused on policies that could act as a barrier or

impediment to student choice and access. Of the 48 plans reviewed, staff identified concerns in 10.

The following is a summary of specific concerns noted by staff.

- Students may not withdraw from a district course to take an FLVS course or other online course after a deadline established by the district.
- Students must be assigned to an FLVS teacher either before the school year begins or within a certain number of days after the school year begins to be able to withdraw from a district course.
- Students are directed to a district's virtual franchise and not offered enrollment in FLVS.
- Students must request and receive approval from a district school administrator to extend course time for an FLVS course.
- Students who elect to enroll in FLVS must register as a home education student.
- No choice options included in plan.

Additional Concerns

At least one district requires parents to pay a \$30 fee when applying for enrollment at one of the district's choice schools. The fee applies to initial applications and annual renewal applications and is required for Elementary Millennium Schools, the Advanced International Certificate of Education (AICE/Cambridge) Diploma Program, International Baccalaureate Diploma Program, career academies, and career and technical education programs. The fee is not required for families who are already zoned for the school.

Part IV

The information and data included in this report clearly demonstrate that parents and students in Florida are taking advantage of the wide variety of choice options offered across the state. School districts offer parents choices through controlled open enrollment, magnet schools and programs, accelerated learning options, and career and professional academies. Parents may also have the option to attend an independently governed public charter school or a virtual school or program.

While there is clear evidence that many families are taking advantage of the educational choices available to them, there is also evidence that a small number of district policies or practices may be inadvertently restricting or hindering choice.

The department believes that increased awareness and training will result in improved policies and practices across the state and increased access to educational choice programs. As such, the department will develop additional resources to support districts in carrying out their responsibilities related to educational choice.

Part V

Appendix I: January 10, 2014 Memorandum

Appendix II: January 13, 2014 Memorandum

Appendix III: Survey Responses by District

Appendix IV: FLVS Enrollment and Completion Data

FLORIDA DEPARTMENT OF EDUCATION



STATE BOARD OF EDUCATION

GARY CHARTRAND, *Chair*

JOHN R. PADGET, *Vice Chair*

Members

ADA G. ARMAS, M.D.

JOHN A. COLÓN

BARBARA S. FEINGOLD

REBECCA FISHMAN LIPSEY

Pam Stewart
Commissioner of Education

Contact Information

Laura Harrison

850-245-0502

Laura.Harrison@fldoe.org

DPS: 2013-183

MEMORANDUM

TO: School District Superintendents

FROM: Pam Stewart

DATE: January 10, 2014

SUBJECT: School Choice Access

Last year, as part of the General Appropriations Act now contained in Chapter 2013-40, the Florida Legislature tasked the Florida Department of Education with monitoring districts' compliance with laws related to student choice and access. Specifically, it stated that "The Commissioner of Education shall monitor district compliance with the student choice and access provisions prescribed in ss.1002.20(6), 1001.43(23) and 1003.02(1)(i), Florida Statutes, and provide a report of violations and efforts to restrict student choice to the State Board of Education and the legislature no later than April 10, 2014."

In an effort to identify the school choice options currently offered in your districts, we ask that you have a designee please complete and submit the survey found at http://fluidsurveys.com/s/school_choice_program_survey2013_14/.

We ask that this be completed no later than January 24, 2014. Thank you for assisting us with the important task of ensuring families are aware of their educational options.

FLORIDA DEPARTMENT OF EDUCATION



STATE BOARD OF EDUCATION

GARY CHARTRAND, *Chair*

JOHN R. PADGET, *Vice Chair*

Members


ADA G. ARMAS, M.D.

JOHN A. COLÓN

BARBARA S. FEINGOLD

REBECCA FISHMAN LIPSEY

Pam Stewart
Commissioner of Education



January 13, 2014

Dear Superintendents,

During the January 8, 2014 Superintendents' conference call I provided an overview of the Department's efforts to implement the provisions included in the General Appropriations Act (Chapter 2013-40, Laws of Florida) related to the monitoring of District compliance with the student choice and access provisions in sections 1002.20(6), 1001.42(23), and 1003.02(1)(i), Florida Statutes.

A request was made to provide information about District requirements as they relate to school choice. The table below includes the list of student choice programs that are addressed in the statutes above and will be included in the Department's monitoring efforts. The table also includes the statute(s) that authorizes or governs the program, as well as the statute(s) that requires the District to provide notification to parents or students about the program (if applicable).

Additionally, hyperlinks are provided to assist you in finding information that is available on the Department's website, including our [School Choice Options Booklet](#).

If you have any questions or need more information, please feel free to contact me directly at 850-245-0998.

Regards,

A handwritten signature in black ink that reads "Adam Miller".

Adam Miller

AM/jh

Enclosure

ADAM MILLER
Executive Director
Office of Independent Education and Parental Choice

The Commissioner of Education shall monitor district compliance with the student choice and access provisions prescribed in section 1002.20(6), section 1001.43(23)*, and section 1003.02(1)(i), Florida Statutes, and provide a report of violations and efforts to restrict student choice to the State Board of Education and the Legislature no later than April 10, 2014.

Program	Statutory Citation	Notification Requirements
Controlled Open Enrollment	1002.31	
Single-Gender Programs	1002.311	
Lab Schools	1002.32	
Virtual Instruction Programs	1002.45	1002.45(1)(b)
Charter Schools	1002.33	
Charter Technical Career Centers	1002.34	
Magnet Schools		
Alternative Schools	1003.53	
Special Programs	1003.01	
Auditory-Oral Education Programs	1002.391	
Advanced Placement		1003.02(1)(i) ; 1003.4295
Dual Enrollment	1007.271	1003.02 (1)(i) ; 1007.271(8) ; 1003.4295
International Baccalaureate		1003.02(1)(i) ; 1003.4295
International General Certificate of Secondary Education (pre-AICE)		
Advanced International Certificate of Education		1003.02(1)(i) ; 1003.4295
Early Admissions	1007.271	1007.271(8) ; 1003.4295
Credit by Examination or Demonstration of Competency		1003.02(1)(i)
New World School of the Arts	1002.35	

Florida School for the Deaf and Blind	1002.36	
Florida Virtual School	1002.37	1003.02 (1)(i); 1001.42(17)(a);
Opportunity Scholarship Program	1002.38	1002.38 (3)(a)1.
McKay Scholarships for Students with Disabilities Program	1002.39	1002.39 (5)(a)1.
Home Education	1002.41	
Private Tutoring	1002.43	

* The GAA included a reference to 1001.43(23), F.S. However, there is no such statute. The correct citation is 1001.42(23), F.S.

District	1. Does your district provide students with access to Florida Virtual School (FLVS)?	2. Does your district provide information to parents concerning Florida Virtual School (FLVS)?	3. Does your district provide a School District Franchise of FLVS?
Alachua	Yes	Yes	Yes
Baker	Yes	Yes	No
Bay	Yes	Yes	Yes
Bradford	Yes	Yes	Yes
Brevard	Yes	Yes	Yes
Broward	Yes	Yes	Yes
Calhoun	Yes	Yes	No
Charlotte	Yes	Yes	Yes
Citrus			
Clay	Yes	Yes	No
Collier	Yes	Yes	No
Columbia	Yes	Yes	Yes
Dade	Yes	Yes	No
Desoto			
Dixie	Yes	Yes	Yes
Duval	Yes	Yes	Yes
Escambia	Yes	Yes	Yes
Flagler	Yes	Yes	Yes
Franklin	Yes	Yes	No
Gadsden	Yes	Yes	Yes
Gilchrist	Yes	Yes	Yes
Glades	Yes	Yes	No
Gulf	Yes	Yes	Yes
Hamilton	Yes	Yes	Yes
Hardee	Yes	Yes	Yes
Hendry	Yes	Yes	No
Hernando	Yes	Yes	Yes
Highlands	Yes	Yes	No
Hillsborough	Yes	Yes	Yes
Holmes	Yes	Yes	Yes
Indian River	Yes	N/A	N/A
Jackson	Yes	Yes	No
Jefferson	Yes	Yes	Yes
Lafayette	Yes	Yes	Yes
Lake	Yes	Yes	Yes
Lee			
Leon	Yes	Yes	Yes
Levy	Yes	Yes	No
Liberty	Yes	Yes	Yes
Manatee	Yes	Yes	Yes
Marion	Yes	Yes	Yes
Madison			
Martin	Yes	Yes	No
Monroe			
Nassau	Yes	Yes	Yes
Okaloosa	Yes	Yes	No
Okeechobee	Yes	Yes	Yes
Orange	Yes	Yes	No
Osceola	Yes	Yes	Yes
Palm Beach	Yes	Yes	Yes
Pasco	Yes	Yes	Yes
Pinellas	Yes	Yes	No
Polk	Yes	Yes	Yes
Putnam	Yes	Yes	Yes
Santa Rosa	Yes	Yes	Yes
Sarasota	Yes	Yes	No
Seminole	Yes	Yes	Yes
St. Johns	Yes	Yes	Yes
St. Lucie	Yes	Yes	No

District	1. Does your district provide students with access to Florida Virtual School (FLVS)?	2. Does your district provide information to parents concerning Florida Virtual School (FLVS)?	3. Does your district provide a School District Franchise of FLVS?
Sumter	Yes	Yes	Yes
Suwannee	Yes	Yes	Yes
Taylor	Yes	Yes	No
Union	Yes	Yes	Yes
Volusia	Yes	Yes	No
Wakulla	Yes	Yes	No
Walton	Yes	Yes	Yes
Washington	Yes	Yes	Yes

District	4. Does your district provide information to parents related to the School District Franchise of FLVS?	5. Does your district provide a District Virtual Instruction Program (DVIP)?	6. Does your district provide information to parents related to the DVIP?
Alachua	Yes	Yes	Yes
Baker	No	Yes	Yes
Bay	Yes	Yes	Yes
Bradford	Yes	No	No
Brevard	Yes	Yes	Yes
Broward	Yes	Yes	Yes
Calhoun	N/A	Yes	Yes
Charlotte	Yes	Yes	Yes
Citrus			
Clay	No	Yes	Yes
Collier	No	Yes	Yes
Columbia	Yes	Yes	Yes
Dade	N/A	Yes	Yes
Desoto			
Dixie	Yes	Yes	Yes
Duval	Yes	Yes	Yes
Escambia	Yes	Yes	Yes
Flagler	Yes	No	N/A
Franklin	N/A	No	N/A
Gadsden	Yes	No	N/A
Gilchrist	Yes	No	N/A
Glades	No	Yes	Yes
Gulf	Yes	Yes	Yes
Hamilton	Yes	Yes	Yes
Hardee	Yes	Yes	Yes
Hendry	N/A	Yes	Yes
Hernando	Yes	Yes	Yes
Highlands	No	No	No
Hillsborough	Yes	Yes	Yes
Holmes	Yes	Yes	Yes
Indian River	N/A	N/A	N/A
Jackson	No	Yes	Yes
Jefferson	Yes	No	No
Lafayette	Yes	Yes	Yes
Lake	Yes	Yes	Yes
Lee			
Leon	Yes	Yes	Yes
Levy	No	Yes	Yes
Liberty	Yes	No	No
Manatee	Yes	Yes	Yes
Marion	Yes	Yes	Yes
Madison			
Martin	No	No	No
Monroe			
Nassau	Yes	Yes	Yes
Okaloosa	N/A	Yes	Yes
Okeechobee	Yes	Yes	Yes
Orange	Yes	Yes	Yes
Osceola	Yes	Yes	Yes
Palm Beach	Yes	Yes	Yes
Pasco	Yes	Yes	Yes
Pinellas	N/A	Yes	Yes
Polk	Yes	Yes	Yes
Putnam	Yes	Yes	Yes
Santa Rosa	Yes	Yes	Yes
Sarasota	N/A	Yes	Yes
Seminole	Yes	Yes	Yes
St. Johns	Yes	Yes	Yes
St. Lucie	N/A	Yes	Yes

District	4. Does your district provide information to parents related to the School District Franchise of FLVS?	5. Does your district provide a District Virtual Instruction Program (DVIP)?	6. Does your district provide information to parents related to the DVIP?
Sumter	Yes	Yes	Yes
Suwannee	Yes	Yes	Yes
Taylor	N/A	No	N/A
Union	Yes	No	No
Volusia	N/A	Yes	Yes
Wakulla	N/A	Yes	Yes
Walton	Yes	Yes	Yes
Washington	Yes	Yes	Yes

District	7. Does your district provide District Virtual Course Offerings (DVCO)?	8. Does your district provide information to parents related to the DVCO?	9. Does your district have a Virtual Charter School?
Alachua	Yes	Yes	No
Baker	Yes	Yes	No
Bay	Yes	Yes	No
Bradford	No	No	No
Brevard	Yes	Yes	No
Broward	Yes	Yes	Yes
Calhoun	Yes	Yes	No
Charlotte	Yes	Yes	No
Citrus			
Clay	Yes	Yes	No
Collier	No	No	No
Columbia	Yes	Yes	No
Dade	Yes	Yes	Yes
Desoto			
Dixie	Yes	Yes	No
Duval	Yes	Yes	Yes
Escambia	Yes	Yes	No
Flagler	No	N/A	No
Franklin	No	N/A	No
Gadsden	No	No	No
Gilchrist	No	N/A	No
Glades	Yes	Yes	No
Gulf	Yes	Yes	N/A
Hamilton	Yes	Yes	No
Hardee	Yes	Yes	No
Hendry	Yes	Yes	No
Hernando	Yes	Yes	No
Highlands	No	No	No
Hillsborough	Yes	Yes	No
Holmes	Yes	Yes	No
Indian River	N/A	N/A	N/A
Jackson	Yes	Yes	No
Jefferson	No	No	No
Lafayette	Yes	Yes	No
Lake	Yes	Yes	No
Lee			
Leon	Yes	Yes	No
Levy	No	No	No
Liberty	Yes	Yes	No
Manatee	Yes	Yes	No
Marion	Yes	Yes	No
Madison			
Martin	No	No	No
Monroe			
Nassau	Yes	Yes	No
Okaloosa	Yes	Yes	No
Okeechobee	Yes	Yes	No
Orange	Yes	Yes	No
Osceloa	Yes	Yes	Yes
Palm Beach	No	No	Yes
Pasco	Yes	Yes	Yes
Pinellas	Yes	Yes	Yes
Polk	Yes	Yes	No
Putnam	Yes	Yes	No
Santa Rosa	Yes	Yes	No
Sarasota	Yes	Yes	No
Seminole	Yes	Yes	No
St. Johns	Yes	Yes	No
St. Lucie	Yes	Yes	No

District	7. Does your district provide District Virtual Course Offerings (DVCO)?	8. Does your district provide information to parents related to the DVCO?	9. Does your district have a Virtual Charter School?
Sumter	No	N/A	No
Suwannee	Yes	Yes	No
Taylor	No	N/A	No
Union	Yes	Yes	No
Volusia	Yes	Yes	No
Wakulla	Yes	Yes	No
Walton	Yes	Yes	No
Washington	Yes	Yes	No

District	10. Does your district provide information to parents related Virtual Charter Schools?	11. Does your district offer Advanced Placement courses to students?	12. Does your district provide information to parents related to Advanced Placement courses?
Alachua	No	Yes	Yes
Baker	No	Yes	Yes
Bay	N/A	Yes	Yes
Bradford	No	Yes	Yes
Brevard	No	Yes	Yes
Broward	Yes	Yes	Yes
Calhoun	N/A	Yes	Yes
Charlotte	N/A	Yes	Yes
Citrus			
Clay	N/A	Yes	Yes
Collier	No	Yes	Yes
Columbia	N/A	Yes	Yes
Dade	Yes	Yes	Yes
Desoto			
Dixie	N/A	Yes	Yes
Duval	Yes	Yes	Yes
Escambia	N/A	Yes	Yes
Flagler	N/A	Yes	Yes
Franklin	N/A	Yes	Yes
Gadsden	N/A	Yes	Yes
Gilchrist	N/A	No	N/A
Glades	No	Yes	Yes
Gulf	N/A	Yes	Yes
Hamilton	No	Yes	Yes
Hardee	N/A	Yes	Yes
Hendry	N/A	Yes	Yes
Hernando	N/A	Yes	Yes
Highlands	No	Yes	Yes
Hillsborough	N/A	Yes	Yes
Holmes	No	Yes	Yes
Indian River	N/A	Yes	Yes
Jackson	No	Yes	Yes
Jefferson	No	No	No
Lafayette	N/A	Yes	Yes
Lake	N/A	Yes	Yes
Lee			
Leon	N/A	Yes	Yes
Levy	No	Yes	Yes
Liberty	No	Yes	Yes
Manatee	N/A	Yes	Yes
Marion	No	Yes	Yes
Madison			
Martin	No	Yes	Yes
Monroe			
Nassau	N/A	Yes	Yes
Okaloosa	No	Yes	Yes
Okeechobee	N/A	Yes	Yes
Orange	No	Yes	Yes
Osceola	Yes	Yes	Yes
Palm Beach	Yes	Yes	Yes
Pasco	Yes	Yes	Yes
Pinellas	Yes	Yes	Yes
Polk	N/A	Yes	Yes
Putnam	No	Yes	Yes
Santa Rosa	N/A	Yes	Yes
Sarasota	N/A	Yes	Yes
Seminole	N/A	Yes	Yes
St. Johns	N/A	Yes	Yes
St. Lucie	N/A	Yes	Yes

District	10. Does your district provide information to parents related Virtual Charter Schools?	11. Does your district offer Advanced Placement courses to students?	12. Does your district provide information to parents related to Advanced Placement courses?
Sumter	N/A	Yes	Yes
Suwannee	N/A	Yes	Yes
Taylor	N/A	Yes	Yes
Union	No	Yes	Yes
Volusia	N/A	Yes	Yes
Wakulla	N/A	Yes	Yes
Walton	No	Yes	Yes
Washington	No	Yes	Yes

District	13. Does your district offer an International Baccalaureate program?	14. Does your district provide information to parents related to an International Baccalaureate program?	15. Does your district offer an Advanced International Certificate of Education program?
Alachua	Yes	Yes	Yes
Baker	No	No	No
Bay	Yes	Yes	Yes
Bradford	No	No	No
Brevard	Yes	Yes	Yes
Broward	Yes	Yes	Yes
Calhoun	No	N/A	No
Charlotte	No	N/A	Yes
Citrus			
Clay	Yes	Yes	Yes
Collier	No	No	Yes
Columbia	No	N/A	No
Dade	Yes	Yes	Yes
Desoto			
Dixie	No	N/A	No
Duval	Yes	Yes	Yes
Escambia	Yes	Yes	No
Flagler	Yes	Yes	No
Franklin	No	N/A	No
Gadsden	No	N/A	No
Gilchrist	No	N/A	No
Glades	No	No	No
Gulf	No	No	No
Hamilton	No	No	No
Hardee	No	N/A	No
Hendry	No	N/A	No
Hernando	Yes	Yes	No
Highlands	Yes	Yes	No
Hillsborough	Yes	Yes	No
Holmes	No	No	Yes
Indian River	Yes	Yes	N/A
Jackson	No	No	No
Jefferson	No	No	No
Lafayette	No	N/A	No
Lake	No	N/A	No
Lee			
Leon	Yes	Yes	Yes
Levy	No	No	No
Liberty	No	No	No
Manatee	Yes	Yes	Yes
Marion	Yes	Yes	Yes
Madison			
Martin	Yes	Yes	Yes
Monroe			
Nassau	No	N/A	No
Okaloosa	Yes	Yes	No
Okeechobee	No	N/A	No
Orange	No	No	No
Osceola	Yes	Yes	No
Palm Beach	Yes	Yes	Yes
Pasco	Yes	Yes	Yes
Pinellas	Yes	Yes	Yes
Polk	Yes	Yes	Yes
Putnam	No	No	Yes
Santa Rosa	No	N/A	No
Sarasota	Yes	Yes	Yes
Seminole	Yes	Yes	No
St. Johns	Yes	Yes	Yes
St. Lucie	Yes	Yes	Yes

District	13. Does your district offer an International Baccalaureate program?	14. Does your district provide information to parents related to an International Baccalaureate program?	15. Does your district offer an Advanced International Certificate of Education program?
Sumter	No	N/A	No
Suwannee	No	N/A	No
Taylor	No	N/A	No
Union	No	No	No
Volusia	Yes	Yes	No
Wakulla	No	N/A	No
Walton	No	No	No
Washington	No	No	No

District	16. Does your district provide information to parents related to an Advanced International Certificate of Education program?	17. Does your district currently have one or more schools that fall under the Opportunity Scholarship Program?	18. Does your district provide information to parents related to transfer options available under the Opportunity Scholarship
Alachua	Yes	Yes	Yes
Baker	No	No	No
Bay	Yes	Yes	Yes
Bradford	No	No	No
Brevard	Yes	N/A	N/A
Broward	Yes	Yes	Yes
Calhoun	N/A	No	N/A
Charlotte	Yes	No	Yes
Citrus			
Clay	Yes	Yes	Yes
Collier	Yes	Yes	Yes
Columbia	N/A	Yes	Yes
Dade	Yes	Yes	Yes
Desoto			
Dixie	N/A	Yes	Yes
Duval	Yes	Yes	Yes
Escambia	N/A	Yes	Yes
Flagler	N/A	No	N/A
Franklin	N/A	No	N/A
Gadsden	N/A	Yes	Yes
Gilchrist	N/A	No	N/A
Glades	No	No	No
Gulf	No	No	No
Hamilton	No	No	No
Hardee	N/A	Yes	Yes
Hendry	N/A	No	N/A
Hernando	N/A	Yes	Yes
Highlands	No	Yes	Yes
Hillsborough	N/A	Yes	Yes
Holmes	Yes	No	No
Indian River	N/A	Yes	N/A
Jackson	No	No	No
Jefferson	No	Yes	Yes
Lafayette	N/A	No	N/A
Lake	N/A	Yes	Yes
Lee			
Leon	Yes	Yes	Yes
Levy	No	No	No
Liberty	No	No	No
Manatee	Yes	Yes	Yes
Marion	Yes	Yes	Yes
Madison			
Martin	Yes	No	No
Monroe			
Nassau	N/A	No	N/A
Okaloosa	N/A	Yes	Yes
Okeechobee	N/A	No	N/A
Orange	No	No	No
Osceola	No	No	Yes
Palm Beach	Yes	No	Yes
Pasco	Yes	Yes	Yes
Pinellas	Yes	Yes	Yes
Polk	Yes	Yes	Yes
Putnam	Yes	Yes	Yes
Santa Rosa	N/A	N/A	N/A
Sarasota	Yes	Yes	Yes
Seminole	N/A	No	N/A
St. Johns	Yes	Yes	Yes
St. Lucie	Yes	Yes	Yes

District	16. Does your district provide information to parents related to an Advanced International Certificate of Education program?	17. Does your district currently have one or more schools that fall under the Opportunity Scholarship Program?	18. Does your district provide information to parents related to transfer options available under the Opportunity Scholarship
Sumter	N/A	No	N/A
Suwannee	N/A	No	N/A
Taylor	N/A	Yes	Yes
Union	No	No	No
Volusia	N/A	No	N/A
Wakulla	N/A	No	N/A
Walton	No	No	No
Washington	No	No	No

District	19. Does your district offer a Dual Enrollment program?	20. Does your district provide information to parents related to a Dual Enrollment program?	21. Does your district offer Accelerated High School Graduation Options?
Alachua	Yes	Yes	Yes
Baker	Yes	Yes	Yes
Bay	Yes	Yes	Yes
Bradford	Yes	Yes	Yes
Brevard	Yes	Yes	Yes
Broward	Yes	Yes	Yes
Calhoun	Yes	Yes	Yes
Charlotte	Yes	Yes	Yes
Citrus			
Clay	Yes	Yes	Yes
Collier	Yes	Yes	Yes
Columbia	Yes	Yes	Yes
Dade	Yes	Yes	Yes
Desoto			
Dixie	Yes	Yes	No
Duval	Yes	Yes	Yes
Escambia	Yes	Yes	Yes
Flagler	Yes	Yes	Yes
Franklin	Yes	Yes	Yes
Gadsden	Yes	Yes	Yes
Gilchrist	Yes	Yes	Yes
Glades	Yes	Yes	Yes
Gulf	Yes	Yes	Yes
Hamilton	Yes	Yes	Yes
Hardee	Yes	Yes	Yes
Hendry	Yes	Yes	Yes
Hernando	Yes	Yes	Yes
Highlands	Yes	Yes	No
Hillsborough	Yes	Yes	Yes
Holmes	Yes	Yes	Yes
Indian River	Yes	Yes	N/A
Jackson	Yes	Yes	Yes
Jefferson	Yes	Yes	Yes
Lafayette	Yes	Yes	Yes
Lake	Yes	Yes	Yes
Lee			
Leon	Yes	Yes	Yes
Levy	Yes	Yes	Yes
Liberty	Yes	Yes	Yes
Manatee	Yes	Yes	Yes
Marion	Yes	Yes	Yes
Madison			
Martin	Yes	Yes	Yes
Monroe			
Nassau	Yes	Yes	No
Okaloosa	Yes	Yes	Yes
Okeechobee	Yes	Yes	Yes
Orange	Yes	Yes	Yes
Osceola	Yes	Yes	Yes
Palm Beach	Yes	Yes	Yes
Pasco	Yes	Yes	Yes
Pinellas	Yes	Yes	Yes
Polk	Yes	Yes	Yes
Putnam	Yes	Yes	Yes
Santa Rosa	Yes	Yes	Yes
Sarasota	Yes	Yes	Yes
Seminole	Yes	Yes	Yes
St. Johns	Yes	Yes	Yes
St. Lucie	Yes	Yes	Yes

District	19. Does your district offer a Dual Enrollment program?	20. Does your district provide information to parents related to a Dual Enrollment program?	21. Does your district offer Accelerated High School Graduation Options?
Sumter	Yes	Yes	Yes
Suwannee	Yes	Yes	Yes
Taylor	Yes	Yes	Yes
Union	Yes	Yes	Yes
Volusia	Yes	Yes	Yes
Wakulla	Yes	Yes	Yes
Walton	Yes	Yes	Yes
Washington	Yes	Yes	Yes

District	22. Does your district provide information to parents related to Accelerated High School Graduation Options?	23. Does your district offer Early High School Graduation?	24. Does your district provide information to parents related to Early High School Graduation?
Alachua	Yes	Yes	Yes
Baker	Yes	Yes	Yes
Bay	Yes	Yes	Yes
Bradford	Yes	Yes	Yes
Brevard	Yes	Yes	Yes
Broward	Yes	Yes	Yes
Calhoun	Yes	Yes	Yes
Charlotte	Yes	Yes	No
Citrus			
Clay	Yes	Yes	Yes
Collier	Yes	Yes	Yes
Columbia	Yes	Yes	Yes
Dade	Yes	Yes	Yes
Desoto			
Dixie	N/A	No	N/A
Duval	Yes	Yes	Yes
Escambia	Yes	Yes	Yes
Flagler	Yes	Yes	Yes
Franklin	Yes	No	N/A
Gadsden	Yes	Yes	Yes
Gilchrist	Yes	Yes	Yes
Glades	Yes	Yes	Yes
Gulf	Yes	Yes	Yes
Hamilton	Yes	Yes	Yes
Hardee	Yes	Yes	Yes
Hendry	Yes	Yes	Yes
Hernando	Yes	Yes	Yes
Highlands	No	Yes	Yes
Hillsborough	Yes	Yes	Yes
Holmes	Yes	Yes	Yes
Indian River	N/A	N/A	N/A
Jackson	Yes	Yes	Yes
Jefferson	Yes	Yes	Yes
Lafayette	Yes	Yes	Yes
Lake	Yes	Yes	Yes
Lee			
Leon	Yes	Yes	Yes
Levy	Yes	Yes	Yes
Liberty	Yes	Yes	Yes
Manatee	Yes	Yes	Yes
Marion	Yes	Yes	Yes
Madison			
Martin	Yes	Yes	Yes
Monroe			
Nassau	N/A	Yes	Yes
Okaloosa	Yes	No	N/A
Okeechobee	Yes	Yes	Yes
Orange	Yes	Yes	Yes
Osceloa	Yes	Yes	Yes
Palm Beach	Yes	Yes	Yes
Pasco	Yes	Yes	Yes
Pinellas	Yes	Yes	Yes
Polk	Yes	No	N/A
Putnam	Yes	Yes	Yes
Santa Rosa	Yes	Yes	Yes
Sarasota	Yes	Yes	Yes
Seminole	Yes	Yes	Yes
St. Johns	Yes	Yes	Yes
St. Lucie	Yes	Yes	Yes

District	22. Does your district provide information to parents related to Accelerated High School Graduation Options?	23. Does your district offer Early High School Graduation?	24. Does your district provide information to parents related to Early High School Graduation?
Sumter	Yes	Yes	Yes
Suwannee	Yes	Yes	Yes
Taylor	Yes	Yes	Yes
Union	Yes	Yes	Yes
Volusia	Yes	Yes	Yes
Wakulla	Yes	Yes	Yes
Walton	Yes	Yes	Yes
Washington	Yes	Yes	Yes

District	25. Does your district offer an Early Admissions program?	26. Does your district provide information to parents related to Early Admissions?	27. Does your district offer Charter Schools?
Alachua	Yes	Yes	Yes
Baker	N/A	N/A	No
Bay	Yes	Yes	Yes
Bradford	No	No	N/A
Brevard	Yes	Yes	Yes
Broward	Yes	Yes	Yes
Calhoun	Yes	Yes	No
Charlotte	Yes	Yes	Yes
Citrus			
Clay	Yes	Yes	No
Collier	Yes	Yes	Yes
Columbia	No	N/A	Yes
Dade	Yes	Yes	Yes
Desoto			
Dixie	No	N/A	Yes
Duval	Yes	Yes	Yes
Escambia	Yes	Yes	Yes
Flagler	No	No	Yes
Franklin	Yes	Yes	Yes
Gadsden	Yes	Yes	Yes
Gilchrist	Yes	Yes	No
Glades	Yes	Yes	Yes
Gulf	Yes	Yes	N/A
Hamilton	Yes	Yes	No
Hardee	No	N/A	No
Hendry	Yes	Yes	No
Hernando	Yes	Yes	Yes
Highlands	Yes	Yes	No
Hillsborough	Yes	Yes	Yes
Holmes	Yes	Yes	No
Indian River	N/A	N/A	Yes
Jackson	Yes	Yes	No
Jefferson	No	No	No
Lafayette	Yes	Yes	No
Lake	Yes	Yes	Yes
Lee			
Leon	Yes	Yes	Yes
Levy	Yes	Yes	Yes
Liberty	Yes	Yes	No
Manatee	Yes	Yes	Yes
Marion	Yes	Yes	Yes
Madison			
Martin	No	No	No
Monroe			
Nassau	Yes	Yes	No
Okaloosa	N/A	N/A	Yes
Okeechobee	Yes	Yes	No
Orange	No	No	No
Osceola	No	No	Yes
Palm Beach	Yes	Yes	Yes
Pasco	Yes	Yes	Yes
Pinellas	Yes	Yes	Yes
Polk	Yes	Yes	Yes
Putnam	Yes	Yes	No
Santa Rosa	Yes	Yes	Yes
Sarasota	Yes	Yes	Yes
Seminole	Yes	Yes	Yes
St. Johns	Yes	Yes	Yes
St. Lucie	No	N/A	Yes

District	25. Does your district offer an Early Admissions program?	26. Does your district provide information to parents related to Early Admissions?	27. Does your district offer Charter Schools?
Sumter	No	N/A	Yes
Suwannee	Yes	Yes	No
Taylor	Yes	Yes	No
Union	Yes	Yes	No
Volusia	Yes	Yes	Yes
Wakulla	Yes	Yes	Yes
Walton	Yes	Yes	Yes
Washington	Yes	Yes	No

District	28. Does your district provide information to parents related to Charter Schools?	29. Does your district offer Auditory-Oral Education programs?	30. Does your district provide information to parents related to Auditory-Oral Education programs?
Alachua	Yes	No	No
Baker	No	No	No
Bay	Yes	No	N/A
Bradford	N/A	No	No
Brevard	Yes	No	No
Broward	Yes	Yes	Yes
Calhoun	N/A	No	N/A
Charlotte	Yes	No	N/A
Citrus			
Clay	N/A	Yes	Yes
Collier	Yes	No	No
Columbia	Yes	N/A	N/A
Dade	Yes	Yes	Yes
Desoto			
Dixie	Yes	Yes	Yes
Duval	Yes	N/A	N/A
Escambia	Yes	Yes	Yes
Flagler	Yes	No	No
Franklin	Yes	No	Yes
Gadsden	Yes	No	N/A
Gilchrist	N/A	Yes	Yes
Glades	Yes	Yes	Yes
Gulf	N/A	N/A	N/A
Hamilton	No	No	No
Hardee	N/A	No	N/A
Hendry	N/A	No	N/A
Hernando	Yes	No	N/A
Highlands	No	Yes	Yes
Hillsborough	Yes	No	Yes
Holmes	No	Yes	Yes
Indian River	Yes	N/A	N/A
Jackson	No	Yes	Yes
Jefferson	No	No	No
Lafayette	N/A	N/A	N/A
Lake	Yes	No	N/A
Lee			
Leon	Yes	Yes	Yes
Levy	Yes	No	No
Liberty	No	Yes	Yes
Manatee	Yes	No	No
Marion	Yes	Yes	Yes
Madison			
Martin	No	No	No
Monroe			
Nassau	N/A	No	N/A
Okaloosa	Yes	No	N/A
Okeechobee	N/A	No	N/A
Orange	No	No	No
Osceola	Yes	No	No
Palm Beach	Yes	Yes	Yes
Pasco	Yes	Yes	Yes
Pinellas	Yes	Yes	Yes
Polk	Yes	No	N/A
Putnam	No	Yes	Yes
Santa Rosa	Yes	Yes	Yes
Sarasota	Yes	Yes	Yes
Seminole	Yes	Yes	Yes
St. Johns	Yes	Yes	Yes
St. Lucie	Yes	No	N/A

District	28. Does your district provide information to parents related to Charter Schools?	29. Does your district offer Auditory-Oral Education programs?	30. Does your district provide information to parents related to Auditory-Oral Education programs?
Sumter	Yes	N/A	N/A
Suwannee	N/A	No	N/A
Taylor	N/A	N/A	N/A
Union	No	No	No
Volusia	Yes	No	N/A
Wakulla	Yes	Yes	Yes
Walton	Yes	No	No
Washington	No	No	No

District	31. Does your district offer a Single Gender program?	32. Does your district provide information to parents related to Single Gender programs?	33. Does your district offer Special Programs?
Alachua	No	No	Yes
Baker	No	No	Yes
Bay	Yes	Yes	Yes
Bradford	No	No	Yes
Brevard	No	No	Yes
Broward	Yes	Yes	Yes
Calhoun	No	N/A	Yes
Charlotte	No	N/A	Yes
Citrus			
Clay	No	No	Yes
Collier	No	No	Yes
Columbia	No	N/A	Yes
Dade	Yes	Yes	Yes
Desoto			
Dixie	No	N/A	Yes
Duval	No	N/A	Yes
Escambia	No	No	Yes
Flagler	No	No	Yes
Franklin	No	N/A	Yes
Gadsden	No	N/A	No
Gilchrist	No	N/A	Yes
Glades	No	No	No
Gulf	No	No	Yes
Hamilton	No	No	Yes
Hardee	No	N/A	No
Hendry	No	N/A	Yes
Hernando	Yes	No	Yes
Highlands	No	No	Yes
Hillsborough	Yes	Yes	Yes
Holmes	No	No	Yes
Indian River	N/A	N/A	Yes
Jackson	No	No	Yes
Jefferson	No	No	No
Lafayette	No	N/A	Yes
Lake	No	N/A	Yes
Lee			
Leon	Yes	Yes	Yes
Levy	No	No	Yes
Liberty	No	No	Yes
Manatee	Yes	Yes	Yes
Marion	Yes	Yes	Yes
Madison			
Martin	No	No	Yes
Monroe			
Nassau	No	N/A	Yes
Okaloosa	No	N/A	Yes
Okeechobee	No	N/A	Yes
Orange	No	No	Yes
Osceola	No	No	Yes
Palm Beach	Yes	Yes	Yes
Pasco	No	N/A	Yes
Pinellas	No	N/A	Yes
Polk	No	No	Yes
Putnam	No	No	Yes
Santa Rosa	No	N/A	Yes
Sarasota	No	N/A	Yes
Seminole	No	N/A	Yes
St. Johns	No	N/A	Yes
St. Lucie	No	N/A	Yes

District	31. Does your district offer a Single Gender program?	32. Does your district provide information to parents related to Single Gender programs?	33. Does your district offer Special Programs?
Sumter	No	N/A	Yes
Suwannee	No	N/A	Yes
Taylor	No	N/A	Yes
Union	No	No	Yes
Volusia	Yes	Yes	Yes
Wakulla	No	N/A	Yes
Walton	No	No	Yes
Washington	No	No	Yes

District	34. Does your district provide information to parents related to Special Programs?	35. Does your district offer Lab Schools?	36. Does your district provide information to parents related to Lab Schools?
Alachua	Yes	No	No
Baker	Yes	No	No
Bay	Yes	No	N/A
Bradford	Yes	No	No
Brevard	Yes	No	No
Broward	Yes	Yes	Yes
Calhoun	Yes	No	N/A
Charlotte	Yes	No	N/A
Citrus			
Clay	Yes	No	N/A
Collier	Yes	No	No
Columbia	Yes	No	N/A
Dade	Yes	Yes	Yes
Desoto			
Dixie	Yes	No	N/A
Duval	Yes	No	N/A
Escambia	Yes	No	N/A
Flagler	Yes	No	No
Franklin	Yes	No	N/A
Gadsden	N/A	No	N/A
Gilchrist	Yes	No	N/A
Glades	No	No	No
Gulf	Yes	No	No
Hamilton	Yes	No	No
Hardee	N/A	No	N/A
Hendry	Yes	No	N/A
Hernando	Yes	No	N/A
Highlands	Yes	No	No
Hillsborough	Yes	No	No
Holmes	Yes	No	No
Indian River	Yes	N/A	N/A
Jackson	Yes	No	No
Jefferson	No	No	No
Lafayette	Yes	No	N/A
Lake	Yes	No	N/A
Lee			
Leon	Yes	No	N/A
Levy	Yes	No	No
Liberty	Yes	No	No
Manatee	Yes	No	N/A
Marion	Yes	Yes	Yes
Madison			
Martin	Yes	No	No
Monroe			
Nassau	Yes	No	N/A
Okaloosa	Yes	No	N/A
Okeechobee	Yes	No	N/A
Orange	Yes	Yes	Yes
Osceola	Yes	No	No
Palm Beach	Yes	No	No
Pasco	Yes	No	N/A
Pinellas	Yes	No	N/A
Polk	Yes	No	N/A
Putnam	Yes	No	No
Santa Rosa	Yes	No	N/A
Sarasota	Yes	No	N/A
Seminole	Yes	No	Yes
St. Johns	Yes	No	N/A
St. Lucie	Yes	Yes	Yes

District	34. Does your district provide information to parents related to Special Programs?	35. Does your district offer Lab Schools?	36. Does your district provide information to parents related to Lab Schools?
Sumter	Yes	No	N/A
Suwannee	Yes	No	N/A
Taylor	No	No	N/A
Union	Yes	No	No
Volusia	Yes	No	N/A
Wakulla	Yes	No	N/A
Walton	Yes	No	No
Washington	Yes	No	No

District	37. Does your district offer an International General Certificate of Secondary Education (pre-AICE)?	38. Does your district provide information to parents related to an International General Certificate of Secondary Education	39. Does your district offer Credit by Examination or Demonstration of Competency?
Alachua	No	No	Yes
Baker	No	No	Yes
Bay	Yes	Yes	Yes
Bradford	No	No	Yes
Brevard	Yes	Yes	Yes
Broward	Yes	Yes	Yes
Calhoun	No	N/A	Yes
Charlotte	Yes	Yes	Yes
Citrus			
Clay	Yes	Yes	Yes
Collier	Yes	Yes	No
Columbia	No	N/A	No
Dade	No	No	Yes
Desoto			
Dixie	No	N/A	No
Duval	Yes	Yes	No
Escambia	No	N/A	No
Flagler	No	No	Yes
Franklin	No	N/A	Yes
Gadsden	No	N/A	No
Gilchrist	No	N/A	Yes
Glades	No	No	Yes
Gulf	No	No	Yes
Hamilton	No	No	Yes
Hardee	No	N/A	Yes
Hendry	No	N/A	No
Hernando	No	N/A	No
Highlands	No	No	No
Hillsborough	No	N/A	Yes
Holmes	No	No	No
Indian River	N/A	N/A	N/A
Jackson	No	No	Yes
Jefferson	No	No	No
Lafayette	No	N/A	No
Lake	No	N/A	Yes
Lee			
Leon	No	No	Yes
Levy	No	No	Yes
Liberty	No	No	Yes
Manatee	Yes	Yes	Yes
Marion	Yes	Yes	Yes
Madison			
Martin	No	No	Yes
Monroe			
Nassau	No	N/A	No
Okaloosa	No	N/A	No
Okeechobee	No	N/A	Yes
Orange	No	No	No
Osceloa	No	No	Yes
Palm Beach	No	No	No
Pasco	Yes	Yes	Yes
Pinellas	Yes	Yes	Yes
Polk	No	N/A	No
Putnam	No	No	Yes
Santa Rosa	No	N/A	Yes
Sarasota	Yes	N/A	Yes
Seminole	No	N/A	Yes
St. Johns	Yes	Yes	Yes
St. Lucie	Yes	Yes	No

District	37. Does your district offer an International General Certificate of Secondary Education (pre-AICE)?	38. Does your district provide information to parents related to an International General Certificate of Secondary Education	39. Does your district offer Credit by Examination or Demonstration of Competency?
Sumter	No	N/A	Yes
Suwannee	No	N/A	Yes
Taylor	No	N/A	Yes
Union	No	No	Yes
Volusia	No	N/A	Yes
Wakulla	No	N/A	Yes
Walton	No	No	Yes
Washington	No	No	Yes

District	40. Does your district provide information to parents related to Credit by Examination or Demonstration of Competency?	41. Does your district offer Controlled Open Enrollment?	42. Does your district provide information to parents related to Controlled Open Enrollment?
Alachua	Yes	Yes	Yes
Baker	Yes	Yes	Yes
Bay	Yes	Yes	Yes
Bradford	Yes	Yes	Yes
Brevard	Yes	Yes	Yes
Broward	Yes	Yes	Yes
Calhoun	Yes	Yes	Yes
Charlotte	Yes	Yes	Yes
Citrus			
Clay	Yes	Yes	Yes
Collier	Yes	No	No
Columbia	N/A	Yes	Yes
Dade	Yes	Yes	Yes
Desoto			
Dixie	N/A	No	N/A
Duval	N/A	Yes	Yes
Escambia	N/A	Yes	Yes
Flagler	Yes	Yes	Yes
Franklin	Yes	N/A	N/A
Gadsden	N/A	Yes	Yes
Gilchrist	Yes	No	N/A
Glades	Yes	No	No
Gulf	Yes	Yes	Yes
Hamilton	No	No	No
Hardee	Yes	Yes	Yes
Hendry	N/A	Yes	Yes
Hernando	N/A	Yes	Yes
Highlands	No	Yes	Yes
Hillsborough	Yes	Yes	Yes
Holmes	No	Yes	Yes
Indian River	N/A	N/A	N/A
Jackson	Yes	Yes	Yes
Jefferson	No	No	No
Lafayette	N/A	Yes	Yes
Lake	Yes	Yes	Yes
Lee			
Leon	Yes	Yes	Yes
Levy	Yes	Yes	Yes
Liberty	Yes	Yes	Yes
Manatee	Yes	Yes	Yes
Marion	Yes	Yes	Yes
Madison			
Martin	Yes	No	No
Monroe			
Nassau	N/A	Yes	Yes
Okaloosa	N/A	N/A	N/A
Okeechobee	Yes	Yes	Yes
Orange	No	Yes	Yes
Osceola	Yes	Yes	Yes
Palm Beach	No	No	No
Pasco	Yes	Yes	Yes
Pinellas	Yes	Yes	Yes
Polk	N/A	No	N/A
Putnam	Yes	Yes	Yes
Santa Rosa	Yes	Yes	Yes
Sarasota	Yes	Yes	Yes
Seminole	Yes	Yes	Yes
St. Johns	Yes	Yes	Yes
St. Lucie	N/A	Yes	Yes

District	40. Does your district provide information to parents related to Credit by Examination or Demonstration of Competency?	41. Does your district offer Controlled Open Enrollment?	42. Does your district provide information to parents related to Controlled Open Enrollment?
Sumter	Yes	No	N/A
Suwannee	Yes	Yes	Yes
Taylor	N/A	No	N/A
Union	Yes	Yes	Yes
Volusia	Yes	Yes	Yes
Wakulla	Yes	Yes	Yes
Walton	Yes	Yes	Yes
Washington	Yes	Yes	Yes

District	43. Does your district offer Alternative Schools?	44. Does your district provide information to parents related to Alternative Schools?	45. Does your district provide information to parents related to private school options for McKay Scholarships for Students with
Alachua	Yes	Yes	Yes
Baker	Yes	Yes	Yes
Bay	Yes	Yes	Yes
Bradford	Yes	Yes	Yes
Brevard	Yes	Yes	Yes
Broward	Yes	Yes	Yes
Calhoun	No	N/A	Yes
Charlotte	Yes	Yes	Yes
Citrus			
Clay	Yes	Yes	Yes
Collier	Yes	Yes	Yes
Columbia	Yes	Yes	Yes
Dade	Yes	Yes	Yes
Desoto			
Dixie	No	N/A	Yes
Duval	Yes	Yes	Yes
Escambia	Yes	Yes	Yes
Flagler	No	No	Yes
Franklin	Yes	Yes	Yes
Gadsden	Yes	Yes	Yes
Gilchrist	No	N/A	Yes
Glades	Yes	Yes	Yes
Gulf	No	No	Yes
Hamilton	No	No	Yes
Hardee	Yes	Yes	Yes
Hendry	Yes	Yes	Yes
Hernando	Yes	Yes	Yes
Highlands	Yes	Yes	Yes
Hillsborough	Yes	Yes	Yes
Holmes	Yes	Yes	Yes
Indian River	N/A	N/A	Yes
Jackson	Yes	Yes	Yes
Jefferson	No	No	Yes
Lafayette	No	N/A	Yes
Lake	Yes	Yes	Yes
Lee			
Leon	Yes	Yes	Yes
Levy	Yes	Yes	Yes
Liberty	Yes	Yes	Yes
Manatee	Yes	Yes	Yes
Marion	Yes	Yes	Yes
Madison			
Martin	Yes	Yes	Yes
Monroe			
Nassau	Yes	Yes	Yes
Okaloosa	Yes	Yes	Yes
Okeechobee	Yes	Yes	Yes
Orange	No	No	No
Osceloa	Yes	Yes	Yes
Palm Beach	Yes	Yes	Yes
Pasco	Yes	Yes	Yes
Pinellas	Yes	Yes	Yes
Polk	Yes	Yes	Yes
Putnam	No	No	Yes
Santa Rosa	Yes	Yes	Yes
Sarasota	Yes	Yes	Yes
Seminole	Yes	Yes	Yes
St. Johns	Yes	Yes	Yes
St. Lucie	Yes	Yes	Yes

District	43. Does your district offer Alternative Schools?	44. Does your district provide information to parents related to Alternative Schools?	45. Does your district provide information to parents related to private school options for McKay Scholarships for Students with
Sumter	Yes	Yes	Yes
Suwannee	Yes	Yes	Yes
Taylor	No	N/A	Yes
Union	Yes	Yes	Yes
Volusia	Yes	Yes	Yes
Wakulla	Yes	Yes	Yes
Walton	Yes	Yes	Yes
Washington	Yes	Yes	Yes

District	46. Does your district provide information to parents related to the public school option for the McKay Program for Students with	47. Does your district offer Magnet Schools?	48. Does your district provide information to parents related to Magnet Schools?
Alachua	Yes	Yes	Yes
Baker	Yes	No	No
Bay	Yes	Yes	Yes
Bradford	Yes	No	No
Brevard	Yes	Yes	Yes
Broward	Yes	Yes	Yes
Calhoun	Yes	No	N/A
Charlotte	Yes	No	N/A
Citrus			
Clay	Yes	No	N/A
Collier	Yes	No	No
Columbia	Yes	No	N/A
Dade	Yes	Yes	Yes
Desoto			
Dixie	Yes	No	N/A
Duval	Yes	Yes	Yes
Escambia	Yes	Yes	Yes
Flagler	Yes	No	No
Franklin	Yes	No	N/A
Gadsden	Yes	Yes	Yes
Gilchrist	Yes	No	N/A
Glades	Yes	No	No
Gulf	Yes	No	No
Hamilton	Yes	No	No
Hardee	Yes	No	N/A
Hendry	Yes	No	N/A
Hernando	Yes	Yes	Yes
Highlands	Yes	No	No
Hillsborough	Yes	Yes	Yes
Holmes	Yes	No	No
Indian River	Yes	Yes	Yes
Jackson	Yes	No	No
Jefferson	Yes	No	No
Lafayette	Yes	No	N/A
Lake	Yes	Yes	Yes
Lee			
Leon	Yes	Yes	Yes
Levy	Yes	No	No
Liberty	Yes	No	No
Manatee	Yes	Yes	Yes
Marion	Yes	Yes	Yes
Madison			
Martin	Yes	No	No
Monroe			
Nassau	Yes	No	N/A
Okaloosa	Yes	Yes	Yes
Okeechobee	Yes	No	N/A
Orange	No	No	No
Osceola	Yes	No	No
Palm Beach	Yes	Yes	Yes
Pasco	Yes	Yes	Yes
Pinellas	Yes	Yes	Yes
Polk	Yes	Yes	Yes
Putnam	Yes	No	No
Santa Rosa	Yes	No	N/A
Sarasota	Yes	Yes	Yes
Seminole	Yes	Yes	Yes
St. Johns	Yes	No	N/A
St. Lucie	Yes	Yes	Yes

District	46. Does your district provide information to parents related to the public school option for the McKay Program for Students with	47. Does your district offer Magnet Schools?	48. Does your district provide information to parents related to Magnet Schools?
Sumter	Yes	No	N/A
Suwannee	Yes	No	N/A
Taylor	Yes	No	N/A
Union	Yes	No	No
Volusia	Yes	No	N/A
Wakulla	Yes	No	N/A
Walton	Yes	No	No
Washington	Yes	No	No

District	49. Does your district offer Charter Technical Career Centers?	50. Does your district provide information to parents related to Charter Technical Career Centers?	51. Does your district provide information to parents related to private school options for the Florida Tax Credit Scholarship
Alachua	Yes	Yes	Yes
Baker	No	No	No
Bay	No	N/A	No
Bradford	No	No	No
Brevard	No	No	N/A
Broward	No	No	Yes
Calhoun	No	N/A	No
Charlotte	No	N/A	Yes
Citrus			
Clay	No	N/A	Yes
Collier	No	No	No
Columbia	No	N/A	Yes
Dade	No	N/A	No
Desoto			
Dixie	No	N/A	Yes
Duval	No	N/A	N/A
Escambia	No	N/A	No
Flagler	No	No	No
Franklin	No	N/A	Yes
Gadsden	Yes	Yes	Yes
Gilchrist	No	N/A	No
Glades	No	No	Yes
Gulf	No	No	No
Hamilton	No	No	No
Hardee	No	N/A	Yes
Hendry	No	N/A	Yes
Hernando	No	N/A	No
Highlands	No	No	No
Hillsborough	No	N/A	No
Holmes	No	No	No
Indian River	N/A	N/A	Yes
Jackson	No	No	No
Jefferson	No	No	No
Lafayette	No	N/A	No
Lake	Yes	Yes	Yes
Lee			
Leon	Yes	Yes	Yes
Levy	No	No	Yes
Liberty	No	No	Yes
Manatee	No	N/A	Yes
Marion	Yes	Yes	Yes
Madison			
Martin	No	No	Yes
Monroe			
Nassau	No	N/A	No
Okaloosa	Yes	Yes	Yes
Okeechobee	No	N/A	Yes
Orange	No	No	No
Osceola	No	No	Yes
Palm Beach	Yes	Yes	Yes
Pasco	No	N/A	Yes
Pinellas	Yes	Yes	Yes
Polk	No	N/A	Yes
Putnam	No	No	No
Santa Rosa	No	N/A	N/A
Sarasota	No	N/A	Yes
Seminole	No	N/A	No
St. Johns	Yes	Yes	Yes
St. Lucie	No	N/A	No

District	49. Does your district offer Charter Technical Career Centers?	50. Does your district provide information to parents related to Charter Technical Career Centers?	51. Does your district provide information to parents related to private school options for the Florida Tax Credit Scholarship
Sumter	No	N/A	No
Suwannee	No	N/A	No
Taylor	No	N/A	Yes
Union	No	No	No
Volusia	No	N/A	No
Wakulla	No	N/A	Yes
Walton	Yes	Yes	Yes
Washington	No	No	No

District	52. Does your district offer Home Education Program options?	53. Does your district provide information to parents related to Home Education Program options?	54. Does your district offer a Private Tutoring Program option?
Alachua	Yes	Yes	No
Baker	Yes	Yes	No
Bay	Yes	Yes	No
Bradford	Yes	Yes	No
Brevard	Yes	Yes	No
Broward	Yes	Yes	Yes
Calhoun	Yes	Yes	No
Charlotte	Yes	Yes	No
Citrus			
Clay	Yes	Yes	Yes
Collier	Yes	Yes	No
Columbia	Yes	Yes	Yes
Dade	Yes	Yes	No
Desoto			
Dixie	Yes	Yes	No
Duval	Yes	Yes	Yes
Escambia	Yes	Yes	Yes
Flagler	Yes	Yes	No
Franklin	Yes	Yes	No
Gadsden	Yes	No	No
Gilchrist	Yes	Yes	No
Glades	Yes	Yes	No
Gulf	Yes	Yes	No
Hamilton	Yes	Yes	No
Hardee	Yes	Yes	No
Hendry	Yes	Yes	No
Hernando	Yes	Yes	No
Highlands	Yes	Yes	No
Hillsborough	Yes	Yes	No
Holmes	Yes	Yes	No
Indian River	N/A	N/A	N/A
Jackson	Yes	Yes	No
Jefferson	Yes	Yes	No
Lafayette	Yes	Yes	No
Lake	Yes	Yes	Yes
Lee			
Leon	Yes	Yes	No
Levy	Yes	Yes	No
Liberty	Yes	Yes	No
Manatee	Yes	Yes	No
Marion	Yes	Yes	Yes
Madison			
Martin	Yes	Yes	No
Monroe			
Nassau	Yes	Yes	No
Okaloosa	Yes	Yes	No
Okeechobee	Yes	Yes	No
Orange	Yes	Yes	Yes
Osceola	Yes	Yes	No
Palm Beach	Yes	Yes	Yes
Pasco	Yes	Yes	Yes
Pinellas	Yes	Yes	No
Polk	Yes	Yes	No
Putnam	Yes	Yes	No
Santa Rosa	Yes	Yes	N/A
Sarasota	Yes	Yes	No
Seminole	Yes	Yes	Yes
St. Johns	Yes	Yes	Yes
St. Lucie	Yes	Yes	No

District	52. Does your district offer Home Education Program options?	53. Does your district provide information to parents related to Home Education Program options?	54. Does your district offer a Private Tutoring Program option?
Sumter	Yes	Yes	No
Suwannee	Yes	Yes	No
Taylor	Yes	Yes	Yes
Union	Yes	Yes	No
Volusia	Yes	Yes	No
Wakulla	Yes	Yes	No
Walton	Yes	Yes	No
Washington	Yes	Yes	No

District	55. Does your district provide information to parents related to Private Tutoring Program options?
Alachua	No
Baker	No
Bay	No
Bradford	No
Brevard	No
Broward	Yes
Calhoun	N/A
Charlotte	No
Citrus	
Clay	Yes
Collier	No
Columbia	Yes
Dade	N/A
Desoto	
Dixie	N/A
Duval	Yes
Escambia	Yes
Flagler	No
Franklin	N/A
Gadsden	N/A
Gilchrist	N/A
Glades	No
Gulf	No
Hamilton	No
Hardee	N/A
Hendry	N/A
Hernando	N/A
Highlands	No
Hillsborough	N/A
Holmes	No
Indian River	N/A
Jackson	No
Jefferson	No
Lafayette	N/A
Lake	Yes
Lee	
Leon	N/A
Levy	No
Liberty	No
Manatee	N/A
Marion	Yes
Madison	
Martin	No
Monroe	
Nassau	N/A
Okaloosa	N/A
Okeechobee	N/A
Orange	Yes
Osceola	No
Palm Beach	Yes
Pasco	Yes
Pinellas	N/A
Polk	N/A
Putnam	No
Santa Rosa	N/A
Sarasota	N/A
Seminole	Yes
St. Johns	Yes
St. Lucie	N/A

District	55. Does your district provide information to parents related to Private Tutoring Program options?
Sumter	N/A
Suwannee	N/A
Taylor	Yes
Union	No
Volusia	N/A
Wakulla	N/A
Walton	No
Washington	No

Author: Robert Snyder/Refreshed Nohra Casanova
 Generated On: 2/24/2014
 Help Ticket #: 3956-9074731/3956-9090911
 Requestor: Claudia Rosario/Teresa Umstead
 Request: FLVS enrollment counts by course that became Course Requested Complete (CRC) during May through June and then of those enrollments, enrollment counts that successfully completed (C) during July through September of the same
 Additional Info: Virtual School = FLVS | Enrollment Statuses = Became CRC During May or June (for specified year), and of those enrollments Completed During July through September of same year

Course Description	CRC May-June 2011	Completions July-September 2011	CRC May-June 2012	Completions July-September 2012	CRC May-June 2013	Completions July-September 2013	Environment	Date Generated	
Adaptive Physical Education IEP or 504 Plan	37	1	68	1	0	0	Prod	2/24/2014	
Adv PI Art History	915	4	605	7	477	11	Prod	2/24/2014	
Adv PI Biology	428	0	241	0	253	2	Prod	2/24/2014	
Adv PI Calculus AB	192	5	236	7	176	5	Prod	2/24/2014	
Adv PI Calculus BC	122	1	143	1	127	4	Prod	2/24/2014	
Adv PI Computer Science A	447	0	511	1	617	5	Prod	2/24/2014	
Adv PI Eng. Lang. and Composition	553	0	455	2	357	3	Prod	2/24/2014	
Adv PI Eng. Lit. and Composition	223	0	182	0	168	2	Prod	2/24/2014	
Adv PI Environmental Science	561	1	512	3	387	4	Prod	2/24/2014	
Adv PI Human Geography	0	0	960	6	722	12	Prod	2/24/2014	
Adv PI Macroeconomics	354	12	332	10	321	7	Prod	2/24/2014	
Adv PI Microeconomics	265	8	298	7	263	5	Prod	2/24/2014	
Adv PI Psychology	0	0	0	0	1,017	11	Prod	2/24/2014	
Adv PI Spanish Language	364	0	320	2	1	0	Prod	2/24/2014	
Adv PI Statistics	428	4	514	10	442	8	Prod	2/24/2014	
Adv PI United States Government and Politics	272	5	258	6	236	3	Prod	2/24/2014	
Adv PI United States History	726	3	565	1	524	2	Prod	2/24/2014	
Advanced Algebra with Financial Applications	465	3	1,275	102	1,134	116	Prod	2/24/2014	
Algebra 2 for Credit Recovery	0	0	1,376	359	1,134	299	Prod	2/24/2014	
Algebra I	13,526	732	14,332	1,053	12,276	1,129	Prod	2/24/2014	
Algebra II	11,188	670	11,801	793	11,202	926	Prod	2/24/2014	
American Government	3,313	387	818	192	0	0	Prod	2/24/2014	
American History	6,531	626	3,357	955	0	0	Prod	2/24/2014	
American History - Conspiracy Code	418	2	0	0	0	0	Prod	2/24/2014	
Anthropology	0	0	310	158	1	0	Prod	2/24/2014	
Art History and Criticism I	0	0	0	0	561	146	Prod	2/24/2014	
Art History I	16	0	31	0	0	0	Prod	2/24/2014	
Biology for Credit Recovery	0	0	1,541	431	0	0	Prod	2/24/2014	
Biology I	7,702	1,138	7,515	392	6,668	385	Prod	2/24/2014	
Biology II	14	2	19	0	5	0	Prod	2/24/2014	
Calculus	201	8	212	15	193	14	Prod	2/24/2014	
Chemistry for Credit Recovery	0	0	610	150	480	80	Prod	2/24/2014	
Chemistry I	4,489	150	4,409	161	4,122	261	Prod	2/24/2014	
Chinese I	910	47	831	34	705	79	Prod	2/24/2014	
Chinese II	183	30	219	26	203	25	Prod	2/24/2014	
Chinese III	63	13	68	12	79	8	Prod	2/24/2014	
Computer Programming I	802	7	674	7	1	0	Prod	2/24/2014	
Computer Programming III	16	0	21	0	5	0	Prod	2/24/2014	
Computing for College and Careers	2,374	400	2,293	364	2,401	426	Prod	2/24/2014	
Creative Photography I	0	0	3,721	216	3,008	313	Prod	2/24/2014	
Critical Thinking and Study Skills	996	233	1,238	333	1,124	299	Prod	2/24/2014	
Driver Education/Traffic Safety	7,783	2,903	18,004	9,415	19,058	8,910	Prod	2/24/2014	
Earth-Space Science	4,919	451	5,666	230	4,319	228	Prod	2/24/2014	
Economics	3,112	399	3,192	513	3,307	533	Prod	2/24/2014	
Economics for Credit Recovery	0	0	101	35	90	24	Prod	2/24/2014	
Economics with Financial Literacy	0	0	0	0	89	0	Prod	2/24/2014	
English 1 for Credit Recovery	0	0	2,742	756	2,366	503	Prod	2/24/2014	
English 2 for Credit Recovery	0	0	1,797	489	1,558	486	Prod	2/24/2014	
English 3 for Credit Recovery	0	0	1,098	347	1,060	311	Prod	2/24/2014	
English 4 for Credit Recovery	0	0	228	56	217	49	Prod	2/24/2014	
English I	8,785	1,096	7,243	646	6,422	865	Prod	2/24/2014	
English II	7,036	343	6,143	425	5,300	445	Prod	2/24/2014	
English III	6,028	754	5,512	561	4,954	653	Prod	2/24/2014	
English IV	3,015	238	2,993	555	2,751	478	Prod	2/24/2014	
Environmental Science	5	0	17	0	12	0	Prod	2/24/2014	
Fitness Lifestyle Design	2,323	425	2,324	388	2,292	561	Prod	2/24/2014	
Forensic Science	0	0	1,491	289	1,670	344	Prod	2/24/2014	
Foundations of Web Design	0	0	0	0	586	102	Prod	2/24/2014	
French I	0	0	2,721	90	2,478	171	Prod	2/24/2014	
French II	0	0	1,157	46	1,393	125	Prod	2/24/2014	
Geometry	12,658	948	11,834	799	11,171	868	Prod	2/24/2014	
Geometry for Credit Recovery	0	0	2,006	572	2	0	Prod	2/24/2014	
Global Studies	823	74	0	0	3	0	Prod	2/24/2014	
Guitar I	0	0	1,175	79	1,061	151	Prod	2/24/2014	
Health Opportunities through Physical Education (HOPE)	17,043	1,813	21,998	3,844	21,199	4,839	Prod	2/24/2014	
Journalism I	1,078	56	838	91	797	108	Prod	2/24/2014	
Latin I	61	1,785	98	1,683	116	1,480	125	Prod	2/24/2014

Author: Robert Snyder/Refreshed Nohra Casanova
 Generated On: 2/24/2014
 Help Ticket #: 3956-9074731/3956-9090911
 Requestor: Claudia Rosario/Teresa Umstead
 Request: FLVS enrollment counts by course that became Course Requested Complete (CRC) during May through June and then of those enrollments, enrollment counts that successfully completed (C) during July through September of the same
 Additional Info: Virtual School = FLVS | Enrollment Statuses = Became CRC During May or June (for specified year), and of those enrollments Completed During July through September of same year

Course Description	CRC May-June 2011	Completions July-September 2011	CRC May-June 2012	Completions July-September 2012	CRC May-June 2013	Completions July-September 2013	Environment	Date Generated
Latin II	521	41	535	28	449	38	Prod	2/24/2014
Latin III	68	14	67	8	75	4	Prod	2/24/2014
Law Studies	0	0	514	163	710	205	Prod	2/24/2014
Leadership Skills Development	89	0	1,293	132	2,411	587	Prod	2/24/2014
Liberal Arts Mathematics	3,070	333	3,163	382	2,700	355	Prod	2/24/2014
Life Management Skills	1,197	251	1,229	234	1,516	370	Prod	2/24/2014
M/J Business Keyboarding	483	98	997	147	46	9	Prod	2/24/2014
M/J Career Exploration and Decision Making	230	51	417	72	0	0	Prod	2/24/2014
M/J Career Research and Decision Making	0	0	14	0	267	61	Prod	2/24/2014
M/J Civics	0	0	896	77	1,961	186	Prod	2/24/2014
M/J Comprehensive PE - Grades 6/7	65	5	143	11	122	24	Prod	2/24/2014
M/J Comprehensive PE - Grades 7/8	107	15	187	23	193	33	Prod	2/24/2014
M/J Comprehensive Science 1	1,340	418	1,478	442	1,325	324	Prod	2/24/2014
M/J Comprehensive Science 2	1,818	464	2,020	455	1,901	345	Prod	2/24/2014
M/J Comprehensive Science 3	1,648	432	1,948	445	1,676	481	Prod	2/24/2014
M/J Creative Photography 1	0	0	14	0	790	159	Prod	2/24/2014
M/J Critical Thinking, Problem Solving and Learning	344	36	616	76	489	66	Prod	2/24/2014
M/J Fitness - Grade 6	50	8	71	6	67	15	Prod	2/24/2014
M/J Keyboarding	1	0	0	0	0	0	Prod	2/24/2014
M/J Language Arts 1	1,179	186	1,730	241	1,507	285	Prod	2/24/2014
M/J Language Arts 2	1,662	326	2,047	322	1,889	362	Prod	2/24/2014
M/J Language Arts 3	1,618	466	2,156	491	2,120	529	Prod	2/24/2014
M/J Mathematics 1	2,261	402	2,920	492	2,458	518	Prod	2/24/2014
M/J Mathematics 2	3,138	372	3,434	494	3,194	523	Prod	2/24/2014
M/J Orientation to Art 2-D	232	37	3	0	0	0	Prod	2/24/2014
M/J Pre-Algebra	2,327	573	2,872	671	2,741	690	Prod	2/24/2014
M/J Reading I	290	30	510	52	384	56	Prod	2/24/2014
M/J Spanish Beginning	980	104	1,651	92	1,338	136	Prod	2/24/2014
M/J Spanish Intermediate	135	19	275	16	187	29	Prod	2/24/2014
M/J U. S. History (8th)	1,932	402	2,213	392	2,008	364	Prod	2/24/2014
M/J World Cultures	1,111	296	909	217	0	0	Prod	2/24/2014
M/J World Geography	1,687	351	1,397	276	0	0	Prod	2/24/2014
M/J World History	0	0	355	12	1,116	114	Prod	2/24/2014
Marine Science	2,495	230	2,422	229	2,335	362	Prod	2/24/2014
Math for College Readiness	0	0	0	0	2	0	Prod	2/24/2014
Music Appreciation	0	0	1,053	255	2	0	Prod	2/24/2014
Music of the World	0	0	0	0	1,027	313	Prod	2/24/2014
Outdoor Education	0	0	0	0	944	344	Prod	2/24/2014
Parenting Skills	0	0	1,807	495	2,541	843	Prod	2/24/2014
Personal and Family Finance	0	0	968	223	1,472	498	Prod	2/24/2014
Personal Fitness	4,350	679	5,179	1,034	5,215	1,314	Prod	2/24/2014
Philosophy	0	0	427	125	0	0	Prod	2/24/2014
Physical Science	2,733	220	3,156	344	3,521	492	Prod	2/24/2014
Physics I	1,573	234	1,533	251	1,669	265	Prod	2/24/2014
Pre-Calculus	2,465	192	2,390	348	2,308	431	Prod	2/24/2014
Probability & Statistics with Applications	23	0	40	1	58	0	Prod	2/24/2014
Psychology I	1,255	316	1,279	324	1,545	296	Prod	2/24/2014
Reading for College Success	272	39	324	77	265	53	Prod	2/24/2014
SAT Preparation	1	0	0	0	0	0	Prod	2/24/2014
Sociology	77	0	494	114	585	143	Prod	2/24/2014
Spanish for Spanish Speakers 1	0	0	731	21	676	48	Prod	2/24/2014
Spanish I	10,920	747	12,190	1,299	11,472	1,717	Prod	2/24/2014
Spanish II	7,563	550	8,686	723	8,548	1,085	Prod	2/24/2014
Spanish III	1,688	41	2	0	75	10	Prod	2/24/2014
Spanish IV	3	0	0	0	0	0	Prod	2/24/2014
United States Government	0	0	2,159	242	2,915	470	Prod	2/24/2014
United States Government for Credit Recovery	0	0	66	13	107	16	Prod	2/24/2014
United States History	0	0	2,564	153	5,280	343	Prod	2/24/2014
United States History for Credit Recovery	0	0	388	144	0	0	Prod	2/24/2014
User Interface Design	0	0	0	0	104	10	Prod	2/24/2014
Web Design I	1,483	194	178	35	0	0	Prod	2/24/2014
Web Design II	146	33	125	24	2	0	Prod	2/24/2014
World History	7,344	682	8,280	1,035	7,669	485	Prod	2/24/2014
World History for Credit Recovery	0	0	1,213	419	0	0	Prod	2/24/2014
World Religions	0	0	523	161	2	0	Prod	2/24/2014
Summary	209,461	23,977	261,085	40,717	243,004	41,875	Prod	2/24/2014